

Alliant Summary Overview - as of 1/15/14

*** Unofficial Forecast of Estimated Alliant Awards ***

Total Alliant Awards: **361**

Competed Average Bids: **3.26** Avg Bids Contract Yr 1 4
 Avg Bids Contract Yr 2 3.2366
 Avg Bids Contract Yr 3 3.4118
 Avg Bids Contract Yr 4 2.8684
 Avg Bids Contract Yr 5 2.800
 Overall Average: **3.26336**

Contract Type Breakdown:

	# Task Orders
CPFF	73
FFP	188
LH	19
TM	81
TOTAL	361

Performance Based:

Yes	278
No	82
TOTAL	360

Fair Opportunity:

Yes	300
No	60
TOTAL	360

GSA Assist / DODB:

Assisted	155
DODB	206
TOTAL	361

Assisted \$	\$ 8,853,991,418.46
DODB \$	\$ 7,027,585,035.11
TOTAL	\$ 15,881,576,453.57

Total Estimated

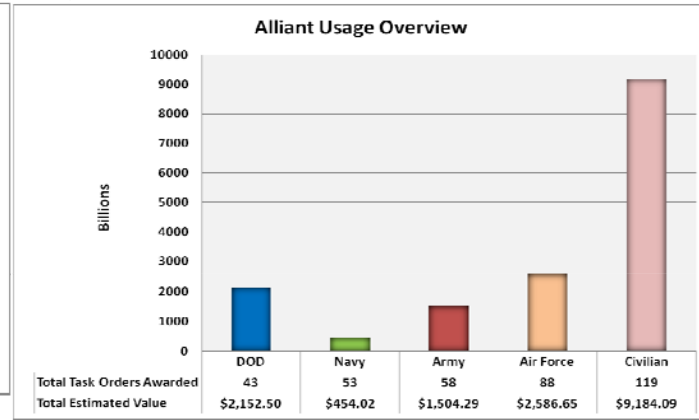
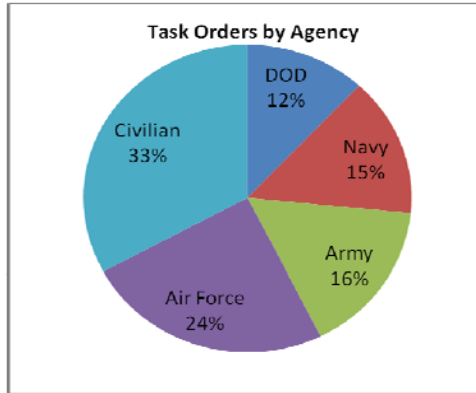
Agency Breakdown:

Agency	AAS	DODB	TOTAL Per Agency
DOD	24	19	43
Navy	9	44	53
Army	34	24	58
Air Force	49	39	88
Civilian	39	80	119
TOTAL	155	206	361

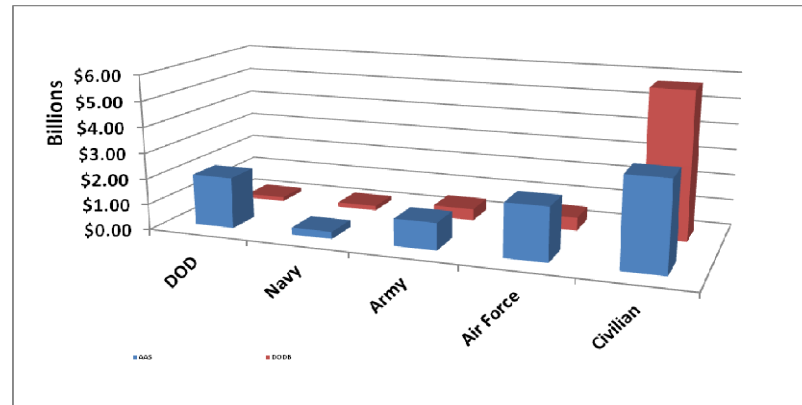
Total Estimated Dollars By Agency

Agency	AAS	DODB	TOTAL Per Agency
DOD	\$ 1,992,804,566.34	\$ 159,703,454.40	\$ 2,152,508,020.74
Navy	\$ 275,170,824.09	\$ 178,854,330.60	\$ 454,025,154.69
Army	\$ 1,052,642,695.92	\$ 451,651,991.71	\$ 1,504,294,687.63
Air Force	\$ 2,072,018,872.97	\$ 514,635,671.91	\$ 2,586,654,544.88
Civilian	\$ 3,461,354,459.14	\$ 5,722,739,586.49	\$ 9,184,094,045.63
TOTAL	\$ 8,853,991,418.46	\$ 7,027,585,035.11	\$15,881,576,453.57

SOWs reviewed: **483**
 Total DPAs Issued: **1010**
 Total All Trained: **2745**
 RFQs - eBuy: **459**
 Total IPs Received Award: **46**
 # of References: **34**
 # of Agencies using Alliant: **52**



Agency	TOTAL Per Agency	Total Est Dollars by Agency
DOD	43	\$ 2,152.50
Navy	53	\$ 454.02
Army	58	\$ 1,504.29
Air Force	88	\$ 2,586.65
Civilian	119	\$ 9,184.09
TOTAL	361	\$ 15,881.55



Agency	Agency Breakdown	# of Task Orders	Order Value
1	AF Air Force	88	\$ 2,586,654,544.88
2	Army Army	58	\$ 1,504,294,687.63
3	Navy Navy	37	\$ 345,154,743.05
4	Civilian Department of Agriculture	8	\$ 465,201,204.89
5	Civilian Department of Commerce	7	\$ 13,846,705.48
6	Civilian Department of Energy	1	\$ 521,547.00
7	Civilian Department of Homeland Security	12	\$ 2,631,517,785.99
8	Civilian Department of Housing Urban Development	2	\$ 102,995,049.00
9	Civilian Department of Human and Health Services	12	\$ 460,374,282.64
10	Civilian Department of Interior	9	\$ 92,097,307.15
11	Civilian Department of Justice	11	\$ 1,151,952,217.13
12	Civilian Department of Labor	1	\$ 59,391,262.12
13	Civilian Department of State	3	\$ 2,519,974,902.32
14	Civilian Department of Treasury	8	\$ 215,690,142.44
15	Civilian Department of Veteran Affairs	10	\$ 74,933,464.65
16	Civilian District of Columbia	2	\$ 44,450,000.00
17	Civilian Environmental Protective Agency	4	\$ 118,023,935.00
18	Civilian Equal Employment Opportunity Commission	1	\$ 21,431,991.00
19	Civilian Federal Deposit Insurance Corporation (FDIC)	1	\$ 365,462,364.00
20	Civilian General Services Administration	8	\$ 224,906,275.43
21	Civilian GAO	1	\$ 148,118,782.00
22	Civilian Millenium Challenge Corporation	1	\$ 578,894.18
23	Civilian NASA	5	\$ 73,345,093.87
24	Civilian Natinoal Science Foundation	2	\$ 181,312,682.65
25	Civilian Pension Benefit Guarantee Corporation (Dept of Labor)	5	\$ 68,497,894.25
26	Civilian Recovery Accountability and Transparency Board	1	\$ 18,475,734.00
27	Civilian Small Business Administration	2	\$ 14,240,989.15
28	Civilian U.S. Securities and Exchange Commission	2	\$ 116,753,539.29
29	DOD ARMY/AIR FORCE EXCHANGE SERVICE	1	\$ 8,385,002.45
30	DOD Defense Cyber Crime Security	1	\$ 454,491,575.00
31	DOD Defense Information Systems Agency (DISA)	5	\$ 43,880,803.64
32	DOD Defense Media Activity	1	\$ 11,921,602.64
33	DOD Defense Manpower Data Center	5	\$ 660,257,172.16
34	DOD Defense Human Resources Activity	1	\$ 20,982,363.04
35	DOD Defense Travel Management Office	1	\$ 143,083,047.00
36	DOD Defense Health Services System	1	\$ 6,091,942.00
37	DOD High Performance Computing Modernization Program (HPC	1	\$ 55,703,625.45
38	DOD Office of the Under Secretary of Defense for Acquisition, Te	1	\$ 18,154,486.65
39	DOD DCAA	3	\$ 20,535,737.98
40	DOD National Defense University	1	\$ 30,016,843.60
41	DOD Defense Acquisition University	6	\$ 97,743,754.68
42	DOD Joint Country Force Assessment (US DoD)	1	\$ 17,284,651.67
43	DOD U.S. Transportion Command	1	\$ 1,235,526.00
44	DOD Defense Threat Reduction Agency	1	\$ 10,957,310.00
45	DOD Defense Security Services	2	\$ 6,701,958.97
46	DOD Military Postal Services Agency	1	\$ 6,040,081.36
47	DOD Special Ops Command	1	\$ 6,085,573.60
48	DOD U.S. Central Command	1	\$ 433,322,729.00
49	DOD U.S. Marine Corp	16	\$ 108,870,411.64
50	DOD Task Force for Business and Stabilization Operations	2	\$ 6,967,867.47
51	DOD TRICARE Management	1	\$ 58,097,367.96
52	DOD Washington Headquarters Service	4	\$ 34,566,998.42
Total:		361	\$ 15,881,576,453.57

*** Unofficial Forecast of Estimated Alliant Awards ***

Awards By Industry Partners - Sorted by Estimated Value (Highest to Lowest)

	Industry Partner	Total Obligations	Total Orders Awarded	Estimated Values (highest to lowest)
1	SAIC	\$1,124,207,630.51	37	\$3,738,640,786.40
2	Lockheed Martin Integrated Systems Inc.	\$251,545,794.33	16	\$1,817,126,508.57
3	Northrop Grumman Systems Corp. (formerly TASC, Inc.)	\$333,513,550.10	25	\$1,408,913,301.62
4	Booz Allen Hamilton Engineering Services, LLC (Formerly ARINC)	\$455,368,022.15	11	\$1,135,456,048.26
5	General Dynamics One Source	\$425,401,197.11	17	\$1,091,047,471.67
6	Booz Allen Hamilton	\$395,807,311.35	23	\$879,733,163.21
7	HP Enterprise Services LLC	\$85,580,625.85	8	\$739,730,323.05
8	Unisys Corporation	\$248,973,839.21	7	\$725,589,630.05
9	L-3 National Security Solutions Inc.	\$174,917,450.48	14	\$594,289,802.76
10	Computer Science Corporation	\$135,573,146.56	20	\$533,169,452.50
11	Systems Research and Applications Corporation	\$171,092,015.42	11	\$511,530,399.09
12	CACI Inc. Federal	\$223,838,515.62	20	\$451,382,740.40
13	IBM	\$128,099,574.87	11	\$310,456,142.97
14	Apptis, Inc.	\$150,690,947.22	5	\$201,290,037.31
15	CGI Federal Inc.	\$133,159,158.32	10	\$173,326,652.26
16	ManTech Advanced Systems International Inc.	\$34,613,071.04	2	\$157,770,865.45
17	Dell Services Federal Government Inc.(formerly Perot Systems)	\$54,370,028.20	4	\$147,581,605.09
18	MacAulay-Brown, Inc.	\$102,766,892.76	7	\$147,439,698.97
19	Deloitte Consulting LLP	\$95,032,224.65	15	\$146,776,370.32
20	Harris Corporation	\$97,449,625.91	12	\$118,529,607.28
21	Smartertronx Inc.	\$90,056,460.44	12	\$114,052,749.55
22	EPS Corporation	\$79,858,475.27	3	\$92,836,466.16
23	Raytheon Company	\$34,382,946.25	8	\$79,856,946.69
24	Avaya Government Solutions (formerly Nortel)	\$31,292,981.15	4	\$71,724,435.51
25	Accenture Federal Services LLC	\$28,874,255.88	5	\$60,094,264.10
26	AT&T Government Solutions, Inc.	\$39,006,008.46	5	\$56,349,636.88
27	QinetiQ North America LLC (formerly ITS Corporation)	\$32,027,958.68	4	\$52,649,529.80
28	Kratos Technology and Training Solutions (formerly SYS Techn)	\$32,656,425.66	4	\$52,645,351.66
29	Serco, Inc.	\$15,786,497.73	10	\$45,279,165.39
30	Jacobs Technology (formerly Tybrin)	\$23,249,513.02	3	\$43,575,964.98
31	Dynamics Research Corporation	\$29,828,927.51	3	\$36,348,908.41
32	STG Inc.	\$6,525,412.17	1	\$32,933,264.00
33	Centech Group, Inc., The	\$18,318,385.89	1	\$18,817,249.00
34	Alion Science and Technology Corporation	\$14,406,121.66	2	\$14,389,677.94
35	Salient Federal Solutions, Inc.	\$10,011,330.07	2	\$13,934,841.14
36	NCI Information Systems Inc.	\$9,172,002.17	2	\$13,908,172.30
37	Professional Software Engineering Inc.	\$3,983,434.11	2	\$13,146,740.80
38	BAE Systems Information Solutions	\$5,701,785.15	4	\$10,771,193.17
39	Abacus Technology Corporation	\$1,515,738.01	2	\$9,247,618.48
40	NTT DATA Federal Services, Inc. (formerly Keane Federal)	\$4,510,332.64	2	\$6,175,401.21
41	Communication Technologies Inc.	\$3,057,346.10	1	\$6,040,081.36
42	Digital Management Inc. (formerly Vangent, Inc.)	\$3,317,926.44	1	\$3,317,931.21
43	Alliant Solutions LLC	\$1,873,725.20	2	\$2,374,688.09
44	Verizon (d/b/a Federal Network Systems LLC)	\$166,360.75	1	\$484,393.81
45	Wyle Information Systems LLC	\$437,849.01	1	\$437,849.01
46	BAE Systems Technology Solutions & Services	\$403,325.66	1	\$403,325.66
TOTALS:		\$5,342,018,821.08	361	\$15,881,173,127.88

	Industry Partner	Total Obligations	Total Orders Awarded (highest to lowest)	Estimated Values
1	SAIC	\$1,124,207,630.51	37	\$3,738,640,786.40
2	Northrop Grumman Systems Corp. (formerly TASC, Inc.)	\$333,513,550.10	25	\$1,408,913,301.62
3	Booz Allen Hamilton	\$395,807,311.35	23	\$879,733,163.21
4	Computer Science Corporation	\$135,573,146.56	20	\$533,169,452.50
5	CACI Inc. Federal	\$223,838,515.62	20	\$451,382,740.40
6	General Dynamics One Source	\$425,401,197.11	17	\$1,091,047,471.67
7	Lockheed Martin Integrated Systems Inc.	\$251,545,794.33	16	\$1,817,126,508.57
8	Deloitte Consulting LLP	\$95,032,224.65	15	\$146,776,370.32
9	L-3 National Security Solutions Inc.	\$174,917,450.48	14	\$594,289,802.76
10	Harris Corporation	\$97,449,625.91	12	\$118,529,607.28
11	Smartertronx Inc.	\$90,056,460.44	12	\$114,052,749.55
12	Booz Allen Hamilton Engineering Services, LLC (Formerly ARINC)	\$455,368,022.15	11	\$1,135,456,048.26
13	Systems Research and Applications Corporation	\$171,092,015.42	11	\$511,530,399.09
14	IBM	\$128,099,574.87	11	\$310,456,142.97
15	CGI Federal Inc.	\$133,159,158.32	10	\$173,326,652.26
16	Serco, Inc.	\$15,786,497.73	10	\$45,279,165.39
17	HP Enterprise Services LLC	\$85,580,625.85	8	\$739,730,323.05
18	Raytheon Company	\$34,382,946.25	8	\$79,856,946.69
19	Unisys Corporation	\$248,973,839.21	7	\$725,589,630.05
20	MacAulay-Brown, Inc.	\$102,766,892.76	7	\$147,439,698.97
21	Apptis, Inc.	\$150,690,947.22	5	\$201,290,037.31
22	Accenture Federal Services LLC	\$28,874,255.88	5	\$60,094,264.10
23	AT&T Government Solutions, Inc.	\$39,006,008.46	5	\$56,349,636.88
24	Dell Services Federal Government Inc.(formerly Perot Systems)	\$54,370,028.20	4	\$147,581,605.09
25	Avaya Government Solutions (formerly Nortel)	\$31,292,981.15	4	\$71,724,435.51
26	QinetiQ North America LLC (formerly ITS Corporation)	\$32,027,958.68	4	\$52,649,529.80
27	Kratos Technology and Training Solutions (formerly SYS Techn)	\$32,656,425.66	4	\$52,645,351.66
28	BAE Systems Information Solutions	\$5,701,785.15	4	\$10,771,193.17
29	EPS Corporation	\$79,858,475.27	3	\$92,836,466.16
30	Jacobs Technology (formerly Tybrin)	\$23,249,513.02	3	\$43,575,964.98
31	Dynamics Research Corporation	\$29,828,927.51	3	\$36,348,908.41
32	ManTech Advanced Systems International Inc.	\$34,613,071.04	2	\$157,770,865.45
33	Alion Science and Technology Corporation	\$14,406,121.66	2	\$14,389,677.94
34	Salient Federal Solutions, Inc.	\$10,011,330.07	2	\$13,934,841.14
35	NCI Information Systems Inc.	\$9,172,002.17	2	\$13,908,172.30
36	Professional Software Engineering Inc.	\$3,983,434.11	2	\$13,146,740.80
37	Abacus Technology Corporation	\$1,515,738.01	2	\$9,247,618.48
38	NTT DATA Federal Services, Inc. (formerly Keane Federal)	\$4,510,332.64	2	\$6,175,401.21
39	Alliant Solutions LLC	\$1,873,725.20	2	\$2,374,688.09
40	STG Inc.	\$6,525,412.17	1	\$32,933,264.00
41	Centech Group, Inc., The	\$18,318,385.89	1	\$18,817,249.00
42	Communication Technologies Inc.	\$3,057,346.10	1	\$6,040,081.36
43	Digital Management Inc. (formerly Vangent, Inc.)	\$3,317,926.44	1	\$3,317,931.21
44	Verizon (d/b/a Federal Network Systems LLC)	\$166,360.75	1	\$484,393.81
45	Wyle Information Systems LLC	\$437,849.01	1	\$437,849.01
46	BAE Systems Technology Solutions & Services	\$403,325.66	1	\$403,325.66
TOTALS:		\$5,342,422,146.74	361	\$15,881,576,453.54

Agency	Agency Breakdown	# of Task Orders	Order Value	Agency	Agency
1	Air Force	88	\$ 2,586,654,544.88		
2	Army	58	\$ 1,504,294,687.63		
3	Navy	37	\$ 345,154,743.05		
4	Department of Agriculture	8	\$ 465,201,204.89		
5	Department of Commerce	7	\$ 13,846,705.48		
6	Department of Energy	1	\$ 521,547.00		
7	Department of Homeland Security	12	\$ 2,631,517,785.99		
8	Department of Housing Urban Development	2	\$ 102,995,049.00		
9	Department of Human and Health Services	12	\$ 460,374,282.64		
10	Department of Interior	9	\$ 92,097,307.15		
11	Department of Justice	11	\$ 1,151,952,217.13		
12	Department of Labor	1	\$ 59,391,262.12		
13	Department of State	3	\$ 2,519,974,902.32		
14	Department of Treasury	8	\$ 215,690,142.44		
15	Department of Veteran Affairs	10	\$ 74,933,464.65		
16	District of Columbia	2	\$ 44,450,000.00		
17	Environmental Protective Agency	4	\$ 118,023,935.00		
18	Equal Employment Opportunity Commission	1	\$ 21,431,991.00		
19	Federal Deposit Insurance Corporation (FDIC)	1	\$ 365,462,364.00		
20	General Services Administration	8	\$ 224,906,275.43	DOD	43
21	GAO	1	\$ 148,118,782.00	Navy & Marine	53
22	Millenium Challenge Corporation	1	\$ 578,894.18	Army	58
23	NASA	5	\$ 73,345,093.87	Air Force	88
24	Natinoal Science Foundation	2	\$ 181,312,682.65	Civilian	119
25	Pension Benefit Guarantee Corporation (Dept of Labor)	5	\$ 68,497,894.25	TOTAL	361
26	Recovery Accountability and Transparency Board	1	\$ 18,475,734.00		
27	Small Business Administration	2	\$ 14,240,989.15		
28	U.S. Securities and Exchange Commission	2	\$ 116,753,539.29	DOD Total =	242
29	ARMY/AIR FORCE EXCHANGE SERVICE	1	\$ 8,385,002.45	Civilian Total =	119
30	Defense Cyber Cnme Security	1	\$ 454,491,575.00		
31	Defense Information Systems Agency (DISA)	5	\$ 43,880,803.64		
32	Defense Media Activity	1	\$ 11,921,602.64		
33	Defense Manpower Data Center	5	\$ 660,257,172.16		
34	Defense Human Resources Activity	1	\$ 20,982,363.04		
35	Defense Travel Management Office	1	\$ 143,083,047.00		
36	Defense Health Services System	1	\$ 6,091,942.00		
37	High Performance Computing Modernization Program (HPCMP)	1	\$ 55,703,625.45		
38	Office of the Under Secretary of Defense for Acquisition, Technology and Logist	1	\$ 18,154,486.65		
39	DCAA	3	\$ 20,535,737.98		
40	National Defense University	1	\$ 30,016,843.60		
41	Defense Acquisition University	6	\$ 97,743,754.68		
42	Joint Country Force Assessment (US DoD)	1	\$ 17,284,651.67		
43	U.S. Transportation Command	1	\$ 1,235,526.00		
44	Defense Threat Reduction Agency	1	\$ 10,957,310.00		
45	Defense Security Services	2	\$ 6,701,958.97		
46	Military Postal Services Agency	1	\$ 6,040,081.36		
47	Special Ops Command	1	\$ 6,085,573.60		
48	U.S. Central Command	1	\$ 433,322,729.00		
49	U.S. Marine Corp	16	\$ 108,870,411.64		
50	Task Force for Business and Stabilization Operations	2	\$ 6,967,867.47		
51	TRICARE Management	1	\$ 58,097,367.96		
52	Washington Headquarters Service	4	\$ 34,566,998.42		