









**1. I work at a:**

		Response Percent	Response Count
Cabinet Agency (i.e. Transportation, VA, etc.)		14.3%	1
Large agency (GSA, EPA, etc.)		42.9%	3
Small agency		42.9%	3
		<b>answered question</b>	<b>7</b>
		<b>skipped question</b>	<b>0</b>




**2. I am a:**

		Response Percent	Response Count
PIO		57.1%	4
Deputy PIO		14.3%	1
Other senior level performance manager		28.6%	2
		<b>answered question</b>	<b>7</b>
		<b>skipped question</b>	<b>0</b>



### 3. I am a:

		Response Percent	Response Count
Career employee		85.7%	6
Political appointee		14.3%	1
		answered question	7
		skipped question	0







### 4. How would you rate how well your agency uses data to make decisions?

		Response Percent	Response Count
Excellent		14.3%	1
<b>Good</b>		71.4%	5
Fair		0.0%	0
Poor		14.3%	1
		Comments	1
		answered question	7
		skipped question	0

### 5. How would you rate the quality of the data your agency uses to make decisions?

		Response Percent	Response Count
Excellent		14.3%	1
<b>Good</b>		<b>85.7%</b>	<b>6</b>
Fair		0.0%	0
Poor		0.0%	0
	Comments		2
	<b>answered question</b>		<b>7</b>
	<b>skipped question</b>		<b>0</b>



### 6. What are the biggest obstacles to improving your agency's performance culture? (check all that apply)

		Response Percent	Response Count
<b>Training of employees</b>		<b>57.1%</b>	<b>4</b>
<b>Management resistance</b>		<b>57.1%</b>	<b>4</b>
<b>Resources beyond training</b>		<b>57.1%</b>	<b>4</b>
<b>Technology</b>		<b>57.1%</b>	<b>4</b>
<b>Data quality</b>		<b>57.1%</b>	<b>4</b>
<b>Data availability</b>		<b>57.1%</b>	<b>4</b>
There are no obstacles		0.0%	0
Other		0.0%	0
	<b>answered question</b>		<b>7</b>
	<b>skipped question</b>		<b>0</b>



**7. If you said "other", please explain.**

	Response Count
	0
answered question	0
skipped question	7

**8. How effective are the White House's new Cross-Agency Priority (CAP) goals in focusing agencies on specific priorities at your agency?**

		Response Percent	Response Count
Very effective		0.0%	0
<b>Somewhat effective</b>		<b>71.4%</b>	<b>5</b>
Not effective		0.0%	0
Not sure		28.6%	2
	Comments		2
	answered question		7
	skipped question		0

**9. How big an impact has performance data had in dealing with budget cuts because of sequestration?**

		Response Percent	Response Count
Significant impact		0.0%	0
<b>Some impact</b>		<b>85.7%</b>	<b>6</b>
No impact at all		0.0%	0
Not sure		14.3%	1
	Comments		1
<b>answered question</b>			<b>7</b>
<b>skipped question</b>			<b>0</b>



**10. In what areas has your agency used performance data to make decisions to deal with budget cuts due to sequestration? (Rank all that apply)**

	1	2	3	4	5	6	Rating Average	Rating Count
Human resources	28.6% (2)	<b>42.9%</b> <b>(3)</b>	14.3% (1)	0.0% (0)	14.3% (1)	0.0% (0)	2.29	7
Technology	0.0% (0)	<b>42.9%</b> <b>(3)</b>	<b>42.9%</b> <b>(3)</b>	0.0% (0)	0.0% (0)	14.3% (1)	3.00	7
Financial management	<b>42.9%</b> <b>(3)</b>	0.0% (0)	28.6% (2)	14.3% (1)	14.3% (1)	0.0% (0)	2.57	7
Acquisition/contracting	0.0% (0)	0.0% (0)	0.0% (0)	<b>85.7%</b> <b>(6)</b>	14.3% (1)	0.0% (0)	4.14	7
Program management	0.0% (0)	14.3% (1)	14.3% (1)	0.0% (0)	<b>57.1%</b> <b>(4)</b>	14.3% (1)	4.43	7
Other	28.6% (2)	0.0% (0)	0.0% (0)	0.0% (0)	0.0% (0)	<b>71.4%</b> <b>(5)</b>	4.57	7
<b>answered question</b>								<b>7</b>
<b>skipped question</b>								<b>0</b>




**11. If you said "other," please explain.**

	Response Count
	3
<b>answered question</b>	<b>3</b>
<b>skipped question</b>	<b>4</b>

**12. The President recently updated his management agenda. How significant of an impact will this have on your agency?**

		Response Percent	Response Count
Significant impact		0.0%	0
<b>Some impact</b>		<b>71.4%</b>	<b>5</b>
No impact		0.0%	0
Not sure		28.6%	2
Comments			0
answered question			7
skipped question			0

**13. OMB released a recent memo telling agencies to take an evidence-based approach to the budget process for fiscal 2015, requiring agencies to link data to program performance and more. How do you rate your agency's ability to meet those requirements?**

		Response Percent	Response Count
Excellent		0.0%	0
<b>Good</b>		<b>71.4%</b>	<b>5</b>
Fair		14.3%	1
Poor		14.3%	1
Comments			1
answered question			7
skipped question			0

#### 14. OMB's attention to performance management has:

		Response Percent	Response Count
Increased over the last four years		85.7%	6
Decreased over the last four years		0.0%	0
Stayed about the same		14.3%	1
	Comments:		0
	<b>answered question</b>		<b>7</b>
	<b>skipped question</b>		<b>0</b>

#### 15. The focus on my agency's high-priority goals have:

		Response Percent	Response Count
Improved the mission area		71.4%	5
Not made a difference		14.3%	1
Had a negative impact on the mission area		0.0%	0
Not sure		14.3%	1
	Comments:		1
	<b>answered question</b>		<b>7</b>
	<b>skipped question</b>		<b>0</b>




**16. The administration's evidence-based approach to analyzing programs is:**

		Response Percent	Response Count
Working well		14.3%	1
<b>Having some impact on the programs</b>		<b>57.1%</b>	<b>4</b>
Having minimal effect on the programs		14.3%	1
Not working well		0.0%	0
Not sure		14.3%	1
	Comments:		1
	<b>answered question</b>		<b>7</b>
	<b>skipped question</b>		<b>0</b>







**17. My agency's performance metrics and measures let us do quality analysis.**

		Response Percent	Response Count
Agree		100.0%	7
Disagree		0.0%	0
	Comments		0
	<b>answered question</b>		<b>7</b>
	<b>skipped question</b>		<b>0</b>

**18. My agency makes good use of our performance data.**

		Response Percent	Response Count
Agree		100.0%	7
Disagree		0.0%	0
Comments			1
answered question			7
skipped question			0

**19. My office often collaborates with the: (check all that apply)**

		Response Percent	Response Count
CIO's office		85.7%	6
<b>CFO's office</b>		100.0%	7
CAO's office		42.9%	3
CHCO's office		85.7%	6
<b>Business/mission offices</b>		100.0%	7
Secretary's office		85.7%	6
Other		0.0%	0
Comments:			0
answered question			7
skipped question			0

## 20. Performance.gov is:

		Response Percent	Response Count
A useful tool that accurately shows how my agency is doing		0.0%	0
<b>Neither helpful nor detrimental to my agency's performance improvement</b>		<b>71.4%</b>	<b>5</b>
Making improvements to my agency's performance harder		0.0%	0
Not sure		28.6%	2
	Comments:		2
	answered question		7
	skipped question		0

## 21. The White House updated A-11 guidance in August 2012 to change the way agencies manage performance goals. Now a year later, how much of a difference has the guidance made for your agency?

		Response Percent	Response Count
Significant difference		14.3%	1
<b>Some difference</b>		<b>85.7%</b>	<b>6</b>
No difference		0.0%	0
Not sure		0.0%	0
	Comments:		0
	answered question		7
	skipped question		0

**22. From a performance management standpoint, how would you judge the number of “stat” sessions (TechStat, PortfolioStat, HRStat, etc.)?**

		Response Percent	Response Count
About right		42.9%	3
Too many		0.0%	0
Not enough		0.0%	0
<b>Not sure</b>		<b>57.1%</b>	<b>4</b>
	Comments:		0
	<b>answered question</b>		<b>7</b>
	<b>skipped question</b>		<b>0</b>

**23. Other comments on the state of performance improvement in the government?**

	Response Count
	2
<b>answered question</b>	<b>2</b>
<b>skipped question</b>	<b>5</b>

**Page 1, Q4. How would you rate how well your agency uses data to make decisions?**

- |   |   |                       |
|---|---|-----------------------|
| 1 | USAID manages public resources to promote sustainable development. To fulfill this responsibility, the Agency bases policy and investment decisions on the best available empirical evidence, and uses the opportunities afforded by project implementation to generate new knowledge for the wider community. Moreover, USAID commits to measuring and documenting project achievements and shortcomings through performance monitoring and evaluation so that the Agency's multiple stakeholders gain an understanding of the return on investment in development activities. In January 2011, USAID released a new Evaluation Policy that sets ambitious standards for the quality and transparency of evaluation to demonstrate results, generate evidence to inform decisions, promote learning, and ensure accountability. Many of the policy requirements build on and update past USAID evaluation practices to bring the Agency up to date with, and in some cases surpass, international standards. | Sep 24, 2013 10:55 AM |
|---|---|-----------------------|

**Page 1, Q5. How would you rate the quality of the data your agency uses to make decisions?**

- |   |  |                       |
|---|--|-----------------------|
| 1 | Data are only useful for decision making if they are of high quality and provide the groundwork for informed decisions. As indicated in USAID's Automated Directive System Chapter 203.3.5, ( <a href="http://www.usaid.gov/ads/200/203">http://www.usaid.gov/ads/200/203</a> ), USAID missions and offices are required to conduct annual data quality assessments for all performance data reported to Washington. These assessments verify the quality of the data against the five standards of validity, integrity, precision, reliability, and timeliness. USAID obtains performance data from three sources: (1) primary (data collected by USAID or where collection is funded by USAID), (2) partner (data compiled by USAID implementing partners but collected from other sources), and (3) third-party (data from other government agencies or development organizations). Primary and secondary data go through rigorous USAID assessments to ensure that they meet quality standards. While the data for third-party sources do not go through the same USAID quality assessments, the sources utilized are carefully chosen based on the organization's experience, expertise, credibility, and use of similar assessments. | Sep 24, 2013 10:55 AM |
| 2 | We have good quality data, it is not used to make decisions.   | Sep 23, 2013 3:09 PM  |

**Page 1, Q8. How effective are the White House's new Cross-Agency Priority (CAP) goals in focusing agencies on specific priorities at your agency?**

- |   |  |                       |
|---|--|-----------------------|
| 1 | We actively support the President's management agenda and have programs that contribute to seven of the current CAP goals. We also pursue a rigorous evidence based priority setting in our agency and have institute a series of reforms to modernize our agency and ensure we apply principles of focus and selectivity to enhance impact, efficiency and effectiveness. | Sep 24, 2013 10:55 AM |
| 2 | Not applicable.  | Sep 23, 2013 3:09 PM  |

**Page 1, Q9. How big an impact has performance data had in dealing with budget cuts because of sequestration?**

1	Not enough communication between budget and performance staff.	Sep 23, 2013 3:09 PM
---	--	----------------------

**Page 1, Q11. If you said "other," please explain.**

1	Our Agency had very limited flexibility to when making decisions on budget cuts due to sequestration and made reductions in all areas to address the budget reduction.	Sep 24, 2013 3:44 PM
---	--	----------------------

2	I don't know if performance data have been used at all to make budget decisions.	Sep 23, 2013 3:09 PM
---	--	----------------------

3	operations	Sep 17, 2013 2:48 PM
---	------------	----------------------

**Page 1, Q13. OMB released a recent memo telling agencies to take an evidence-based approach to the budget process for fiscal 2015, requiring agencies to link data to program performance and more. How do you rate your agency's ability to meet those requirements?**

1	Not enough resources for program evaluation.	Sep 23, 2013 3:09 PM
---	--	----------------------

**Page 1, Q15. The focus on my agency's high-priority goals have:**

1	As a non-CFO-Act agency, we don't have high-priority goals.	Sep 23, 2013 3:09 PM
---	---	----------------------

**Page 1, Q16. The administration's evidence-based approach to analyzing programs is:**

1	Most agencies need resources to do this, and there are no resources.	Sep 23, 2013 3:09 PM
---	--	----------------------

**Page 1, Q18. My agency makes good use of our performance data.**

1	As far as it goes.	Sep 23, 2013 3:09 PM
---	--------------------	----------------------

**Page 1, Q20. Performance.gov is:**

1	Does not really apply to us yet.	Sep 23, 2013 3:09 PM
2	we're not in performance.gov yet, only CFO act agencies	Sep 17, 2013 2:48 PM

**Page 2, Q1. Other comments on the state of performance improvement in the government?**

1	It all sounds great, and it works as far as it goes. It won't fulfill its potential until Congress comes on board and stronger links are made to budgeting.	Sep 23, 2013 3:09 PM
2	Huge improvement from OMB in providing more information to agencies in helping them improve performance.	Sep 17, 2013 2:49 PM