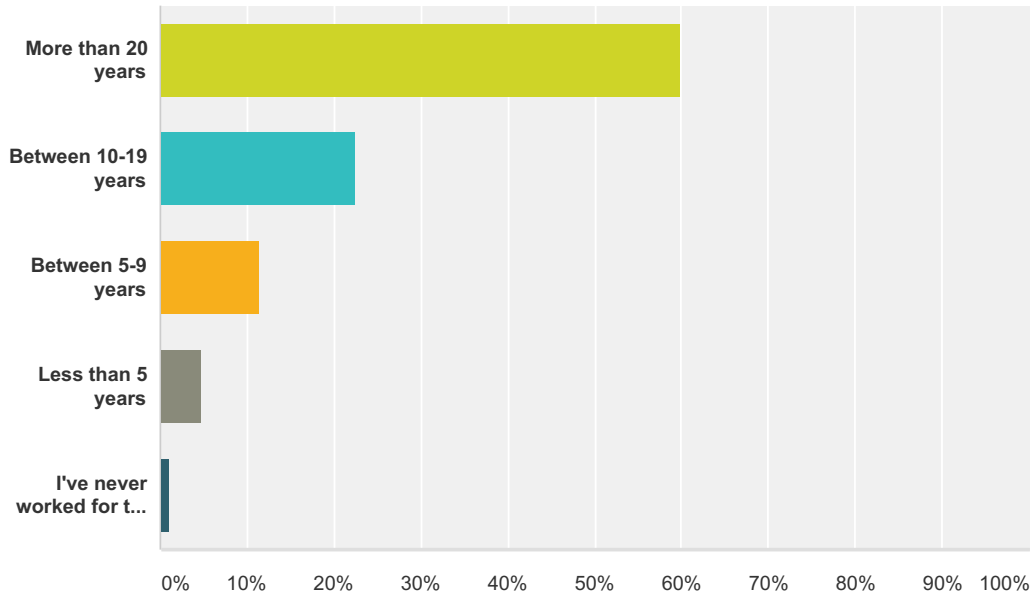


Senior Executive Service

Q1 I've worked for government for

Answered: 1,205 Skipped: 0

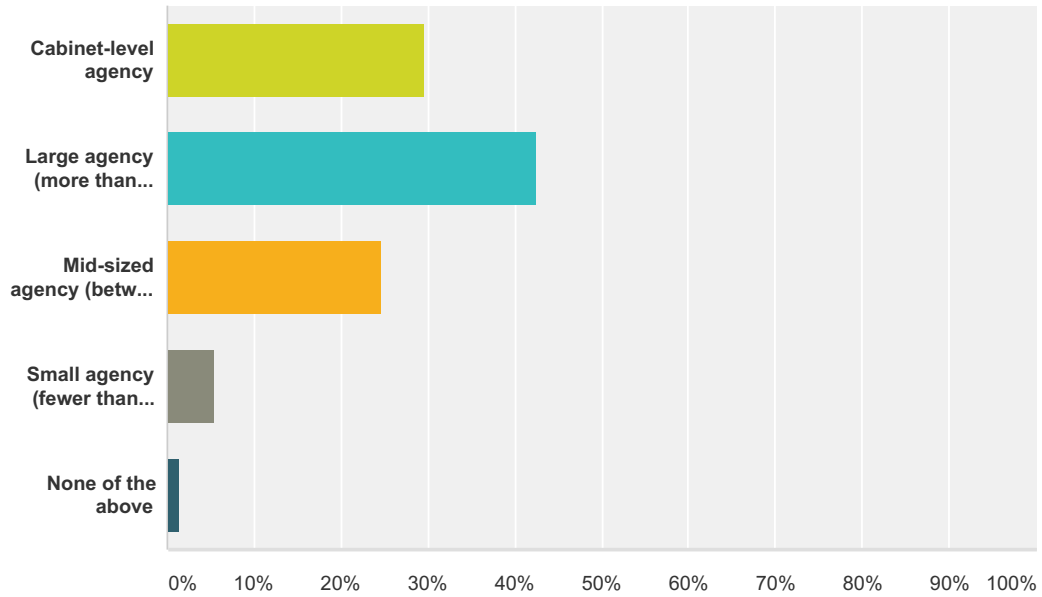


Answer Choices	Responses
More than 20 years	60.00% 723
Between 10-19 years	22.57% 272
Between 5-9 years	11.45% 138
Less than 5 years	4.90% 59
I've never worked for the government	1.08% 13
Total	1,205

Senior Executive Service

Q2 I work at a...

Answered: 1,173 Skipped: 32

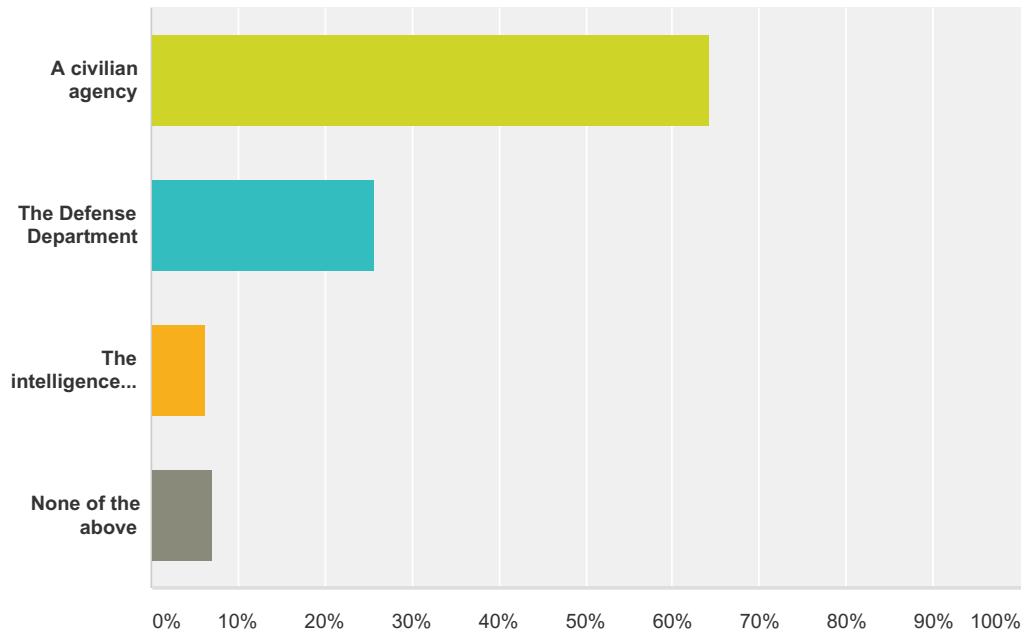


Answer Choices	Responses
Cabinet-level agency	29.58% 347
Large agency (more than 15,000 employees)	42.63% 500
Mid-sized agency (between 1,000 and 15,000 employees)	24.55% 288
Small agency (fewer than 1,000 employees)	5.46% 64
None of the above	1.36% 16
Total Respondents: 1,173	

Senior Executive Service

Q3 I work for...

Answered: 1,170 Skipped: 35

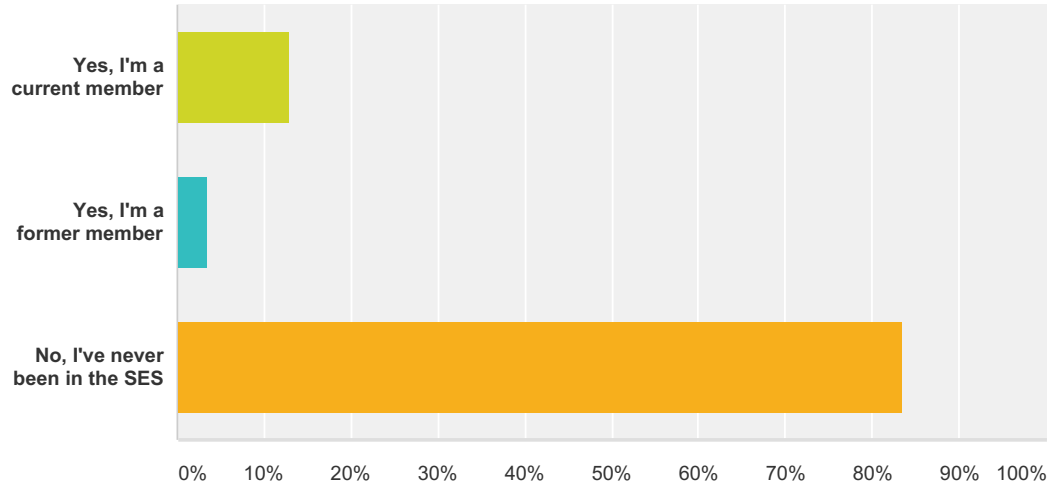


Answer Choices	Responses
A civilian agency	64.27% 752
The Defense Department	25.73% 301
The intelligence community	6.24% 73
None of the above	7.01% 82
Total Respondents: 1,170	

Senior Executive Service

Q4 Are you, or have you ever been, a member of the Senior Executive Service (SES)?

Answered: 1,176 Skipped: 29

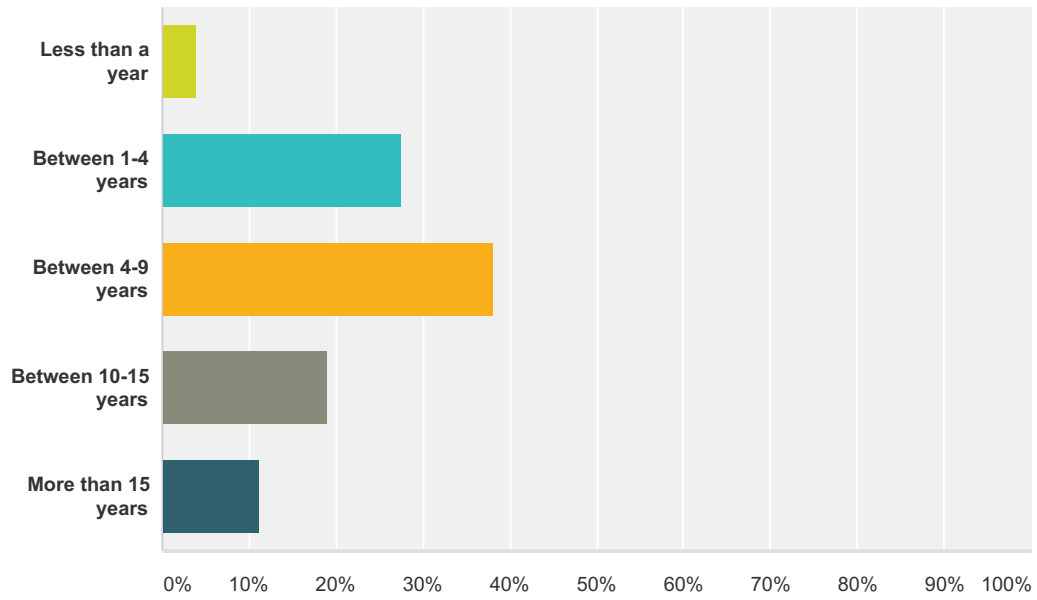


Answer Choices	Responses
Yes, I'm a current member	12.93% 152
Yes, I'm a former member	3.57% 42
No, I've never been in the SES	83.50% 982
Total	1,176

Senior Executive Service

Q5 If you are a current member, how long have you been in the SES?

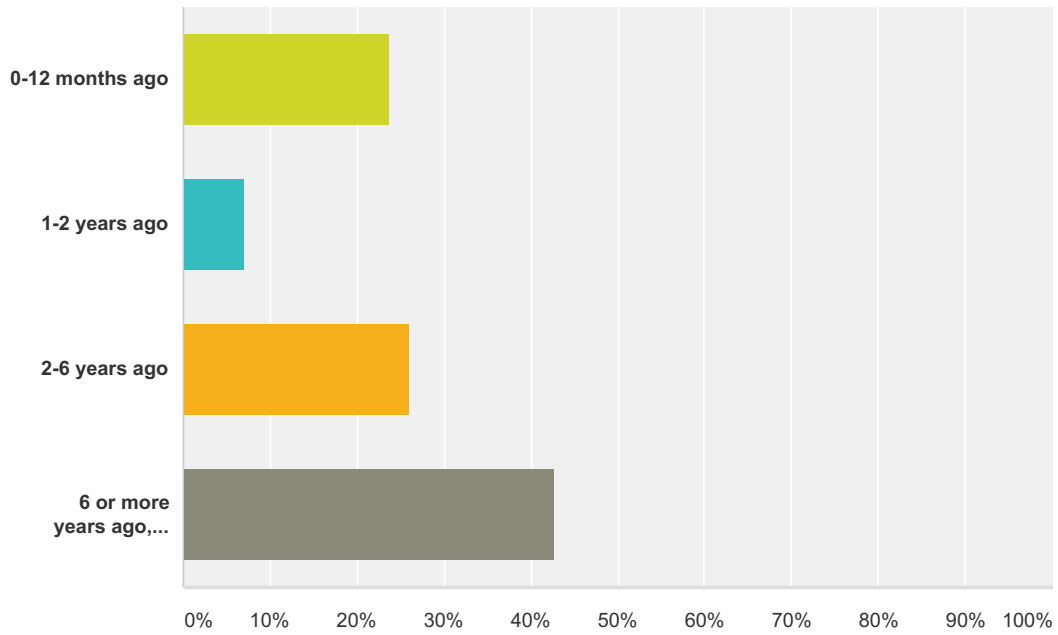
Answered: 152 Skipped: 1,053



Answer Choices	Responses
Less than a year	3.95% 6
Between 1-4 years	27.63% 42
Between 4-9 years	38.16% 58
Between 10-15 years	19.08% 29
More than 15 years	11.18% 17
Total	152

Q6 If you are a former member, how long ago did you leave the SES?

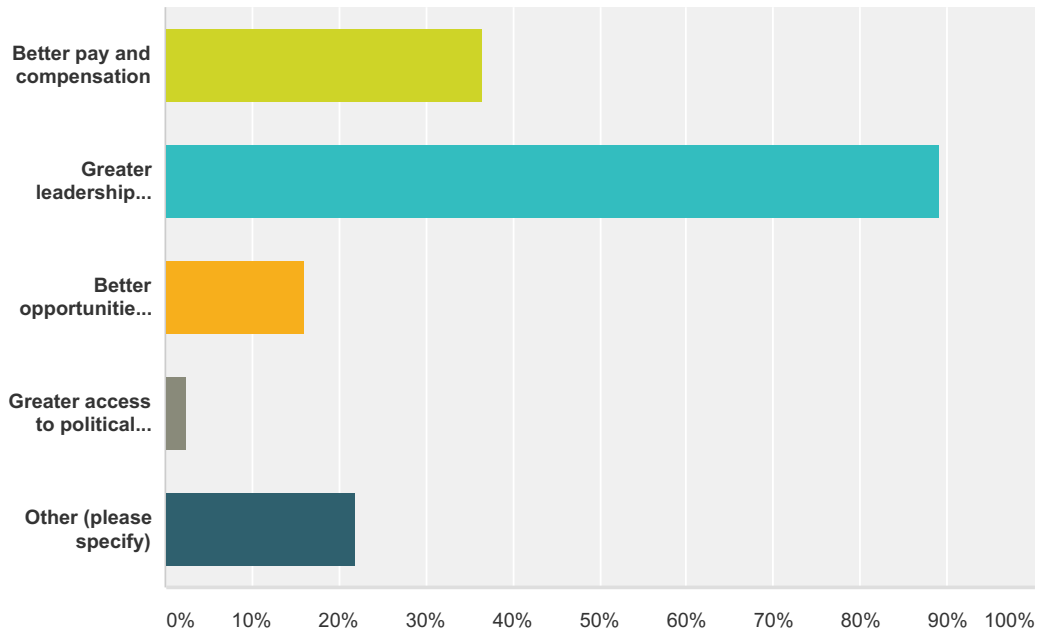
Answered: 42 Skipped: 1,163



Answer Choices	Responses
0-12 months ago	23.81% 10
1-2 years ago	7.14% 3
2-6 years ago	26.19% 11
6 or more years ago, before President Obama took office.	42.86% 18
Total	42

Q7 Why did you join the SES? (You may choose more than 1 answer.)

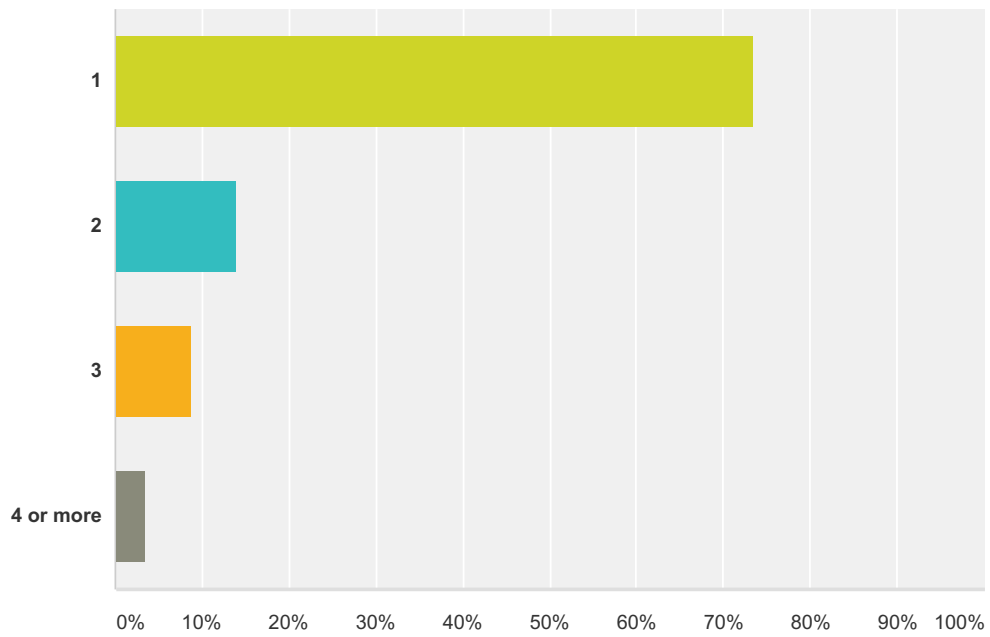
Answered: 192 Skipped: 1,013



Answer Choices	Responses
Better pay and compensation	36.46% 70
Greater leadership opportunities	89.06% 171
Better opportunities to move around in my career	16.15% 31
Greater access to political leaders	2.60% 5
Other (please specify)	21.88% 42
Total Respondents: 192	

Q8 As an SES member, how many agencies have you worked for?

Answered: 192 Skipped: 1,013

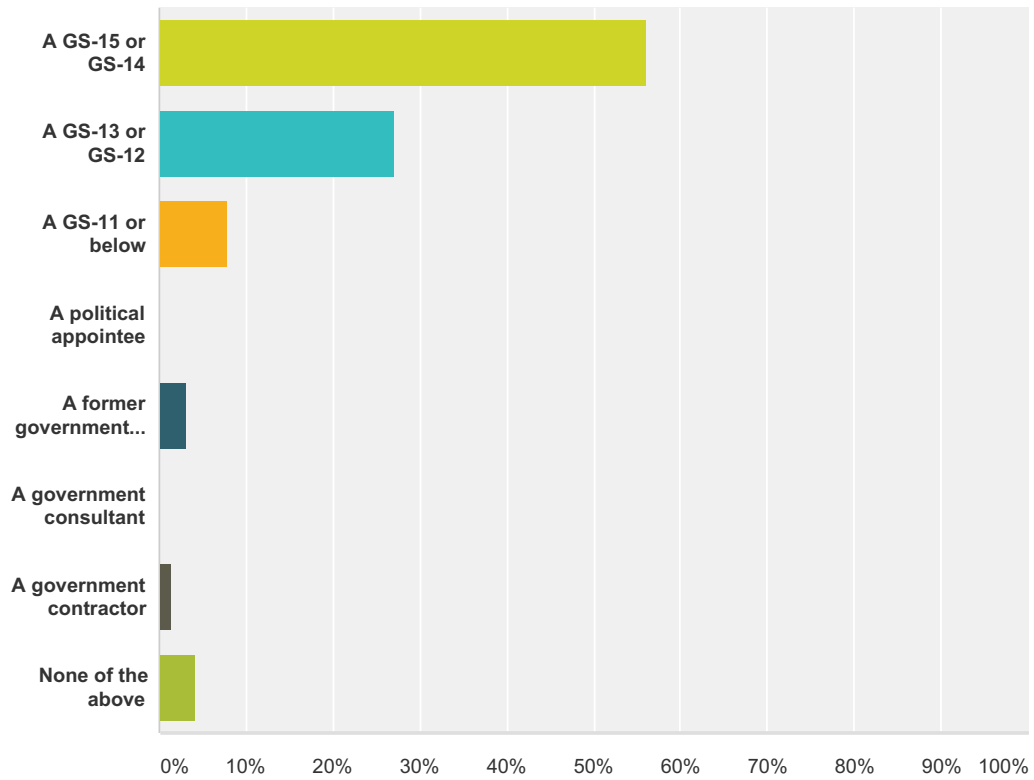


Answer Choices	Responses	
1	73.44%	141
2	14.06%	27
3	8.85%	17
4 or more	3.65%	7
Total		192

Senior Executive Service

Q9 If you answered "no," are you...

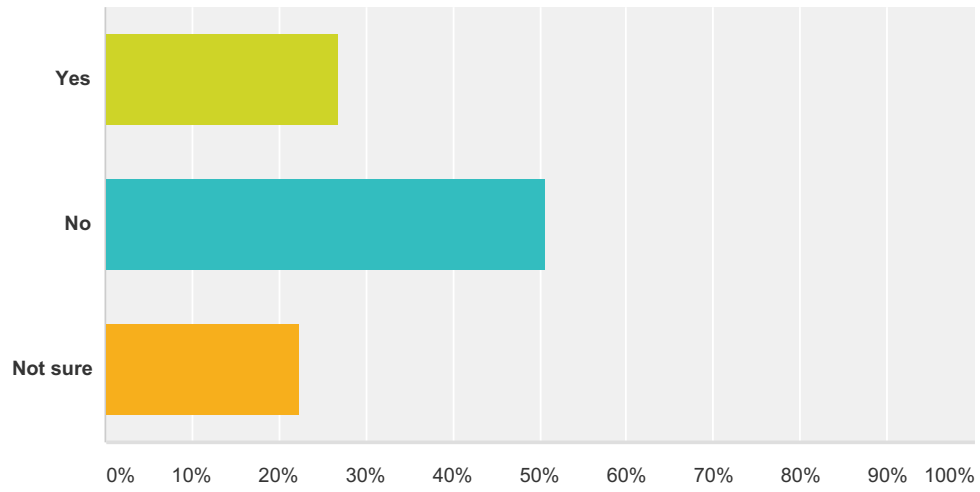
Answered: 996 Skipped: 209



Answer Choices	Responses
A GS-15 or GS-14	56.12% 559
A GS-13 or GS-12	27.21% 271
A GS-11 or below	7.83% 78
A political appointee	0.10% 1
A former government employee	3.11% 31
A government consultant	0.10% 1
A government contractor	1.41% 14
None of the above	4.12% 41
Total	996

Q10 If offered the chance to join the SES today, would you do it?

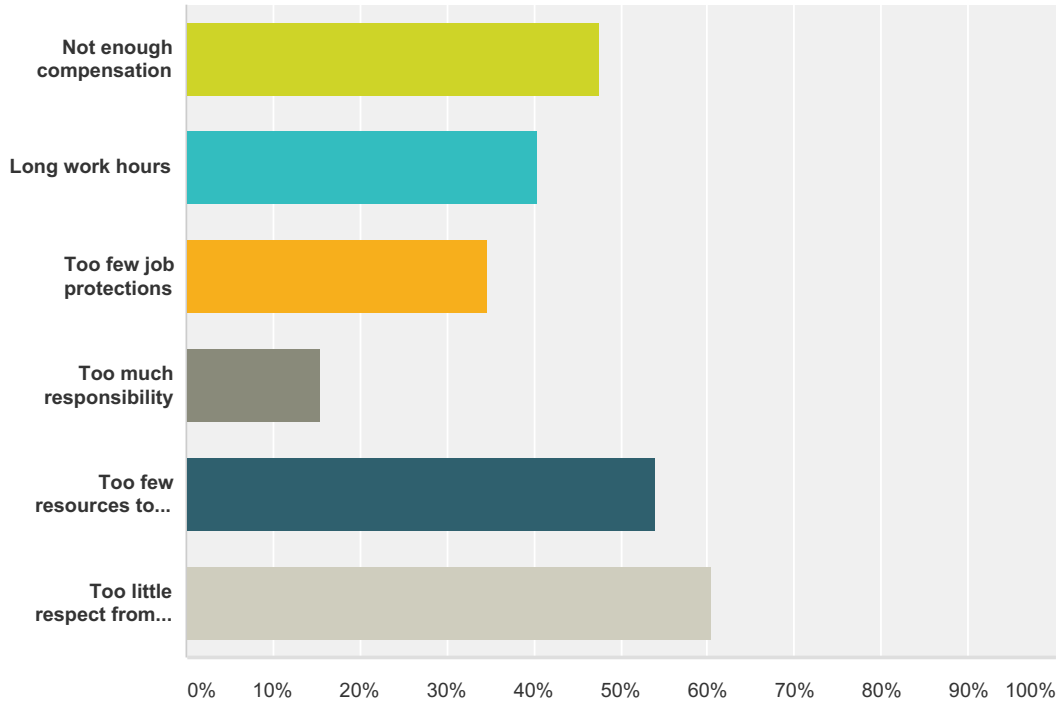
Answered: 1,102 Skipped: 103



Answer Choices	Responses
Yes	26.86% 296
No	50.73% 559
Not sure	22.41% 247
Total	1,102

Q11 Why did you answer "no" or "not sure"? (You may choose more than one answer.)

Answered: 792 Skipped: 413

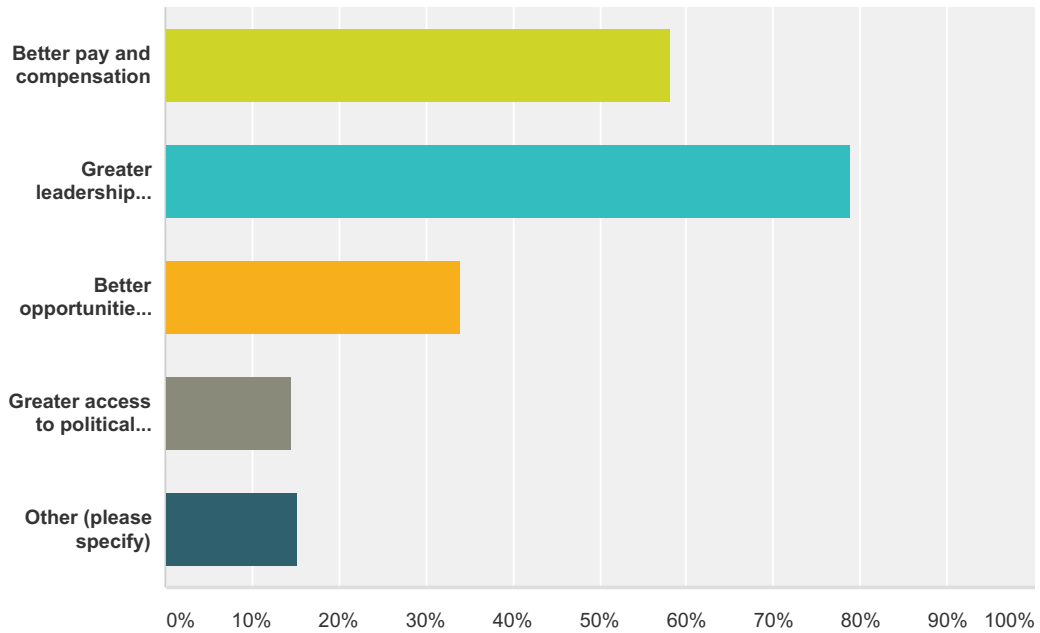


Answer Choices	Responses
Not enough compensation	47.60% 377
Long work hours	40.53% 321
Too few job protections	34.60% 274
Too much responsibility	15.53% 123
Too few resources to do the job expected	54.17% 429
Too little respect from political leaders	60.61% 480
Total Respondents: 792	

Senior Executive Service

Q12 If "yes," then why? (You may choose more than one answer.)

Answered: 294 Skipped: 911

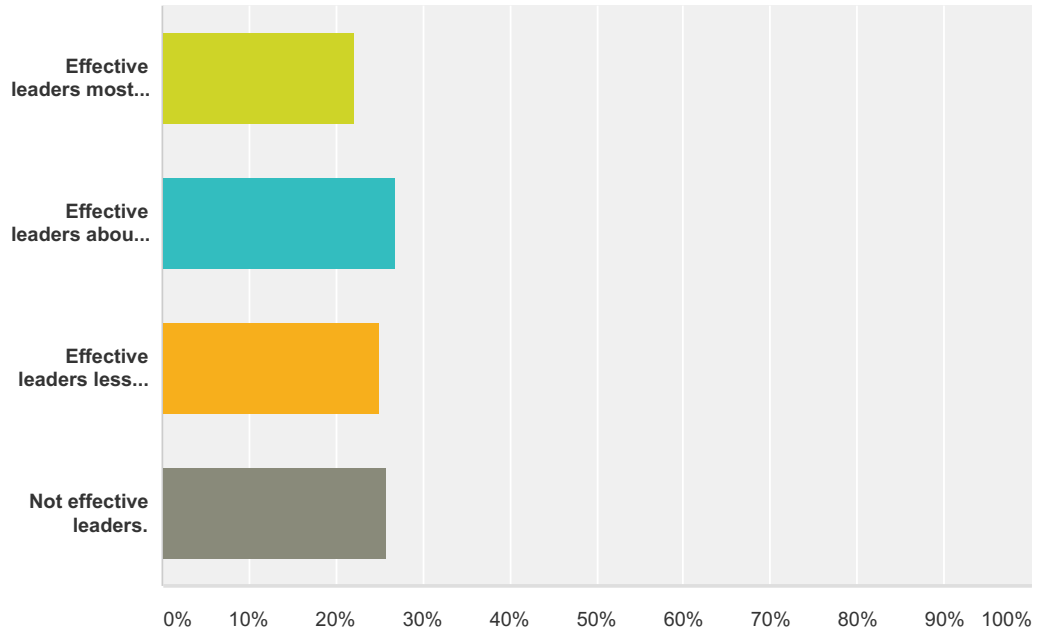


Answer Choices	Responses	Count
Better pay and compensation	58.16%	171
Greater leadership opportunities	78.91%	232
Better opportunities to move around in my career	34.01%	100
Greater access to political leaders	14.63%	43
Other (please specify)	15.31%	45
Total Respondents: 294		

Senior Executive Service

Q13 Overall, SES members are:

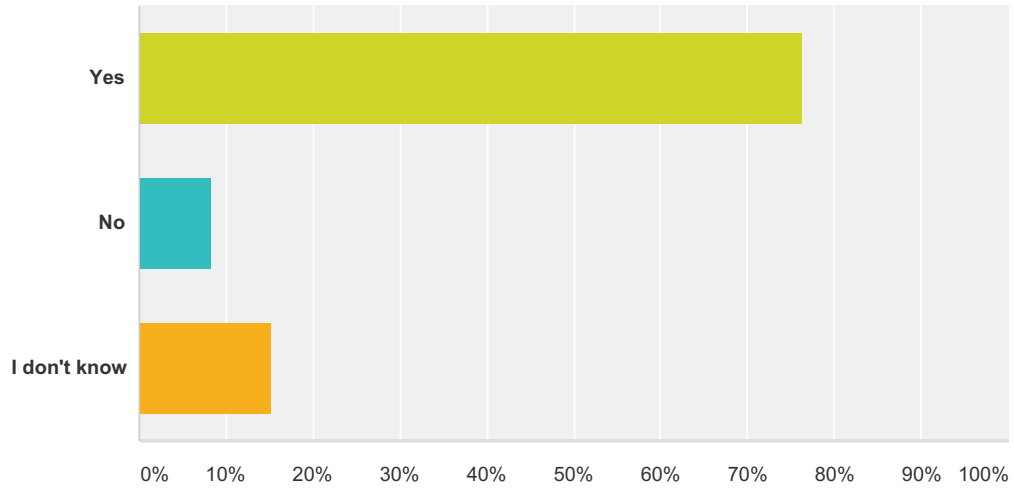
Answered: 1,082 Skipped: 123



Answer Choices	Responses
Effective leaders most of the time.	22.18% 240
Effective leaders about half of the time.	26.89% 291
Effective leaders less than half of the time.	25.05% 271
Not effective leaders.	25.88% 280
Total	1,082

Q14 Is there a problem with the SES?

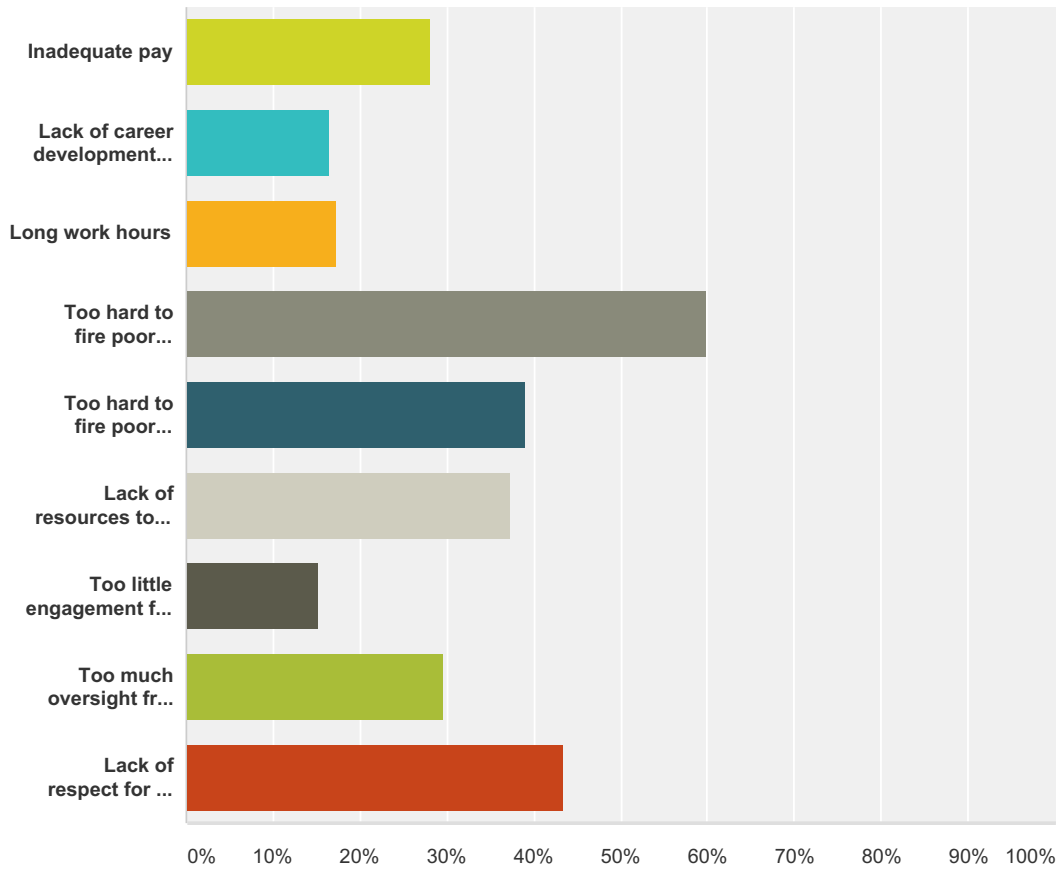
Answered: 1,082 Skipped: 123



Answer Choices	Responses	
Yes	76.34%	826
No	8.32%	90
I don't know	15.34%	166
Total		1,082

**Q15 If "yes," then what is the problem?
(You may choose more than 1 answer.)**

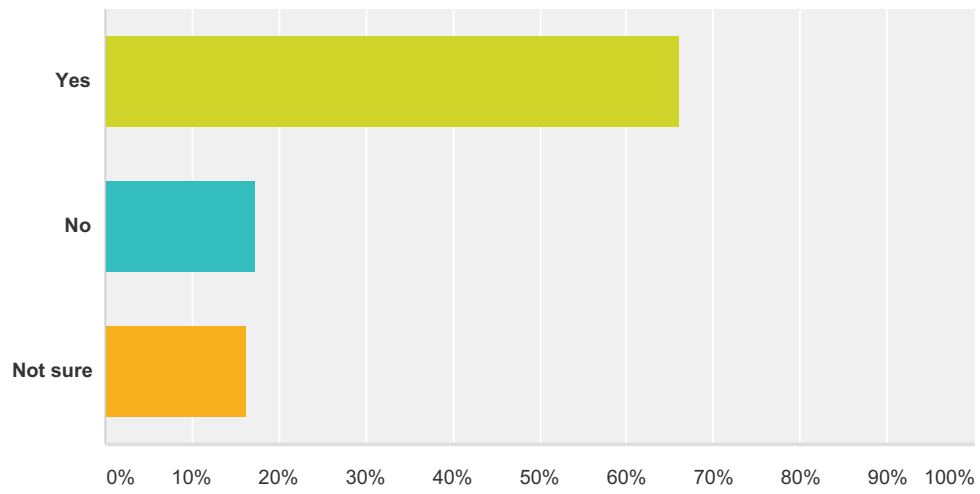
Answered: 811 Skipped: 394



Answer Choices	Responses
Inadequate pay	28.24% 229
Lack of career development opportunities	16.40% 133
Long work hours	17.39% 141
Too hard to fire poor performers in the SES	59.93% 486
Too hard to fire poor performers working under the SES	38.96% 316
Lack of resources to do the job expected	37.36% 303
Too little engagement from political leaders	15.29% 124
Too much oversight from political leaders	29.59% 240
Lack of respect for the SES from Congress, the White House and others	43.40% 352
Total Respondents: 811	

Q16 Could General Schedule employees do the work of SES members just as well?

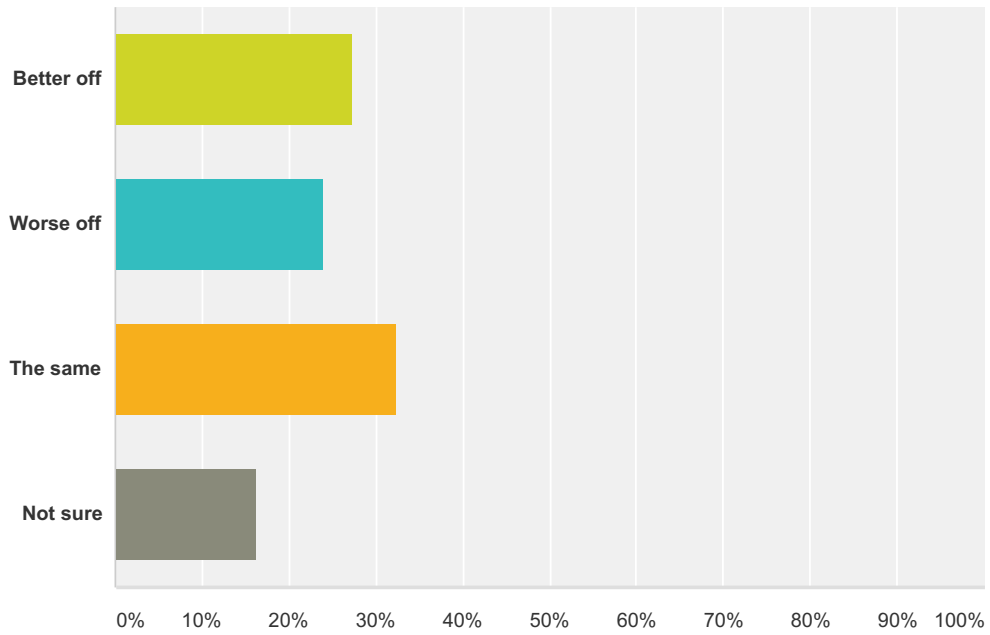
Answered: 1,058 Skipped: 147



Answer Choices	Responses
Yes	66.26% 701
No	17.39% 184
Not sure	16.35% 173
Total	1,058

Q17 Without the SES, would the government be...

Answered: 1,065 Skipped: 140



Answer Choices	Responses
Better off	27.32% 291
Worse off	23.94% 255
The same	32.39% 345
Not sure	16.34% 174
Total	1,065