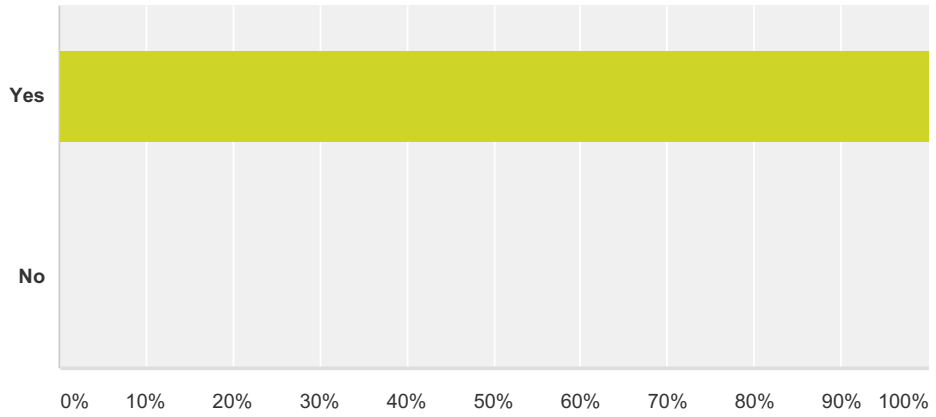


### Q1 Are you a current federal employee?

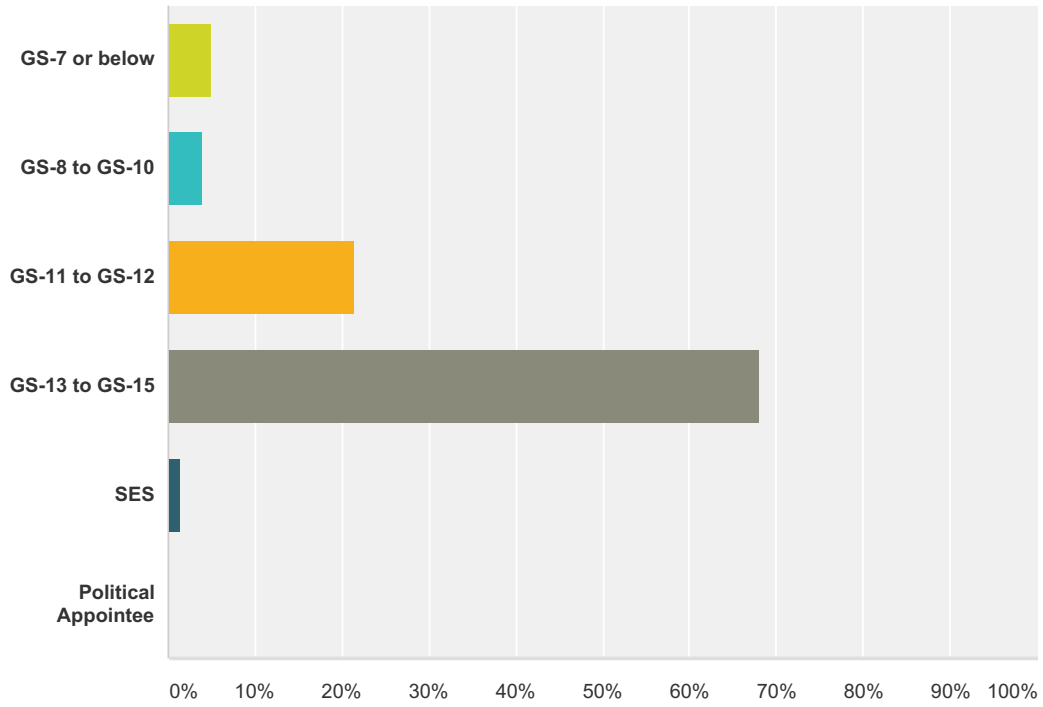
Answered: 849 Skipped: 0



Answer Choices	Responses
Yes	100.00% 849
No	0.00% 0
<b>Total</b>	<b>849</b>

## Q2 What is your GS level or equivalent?

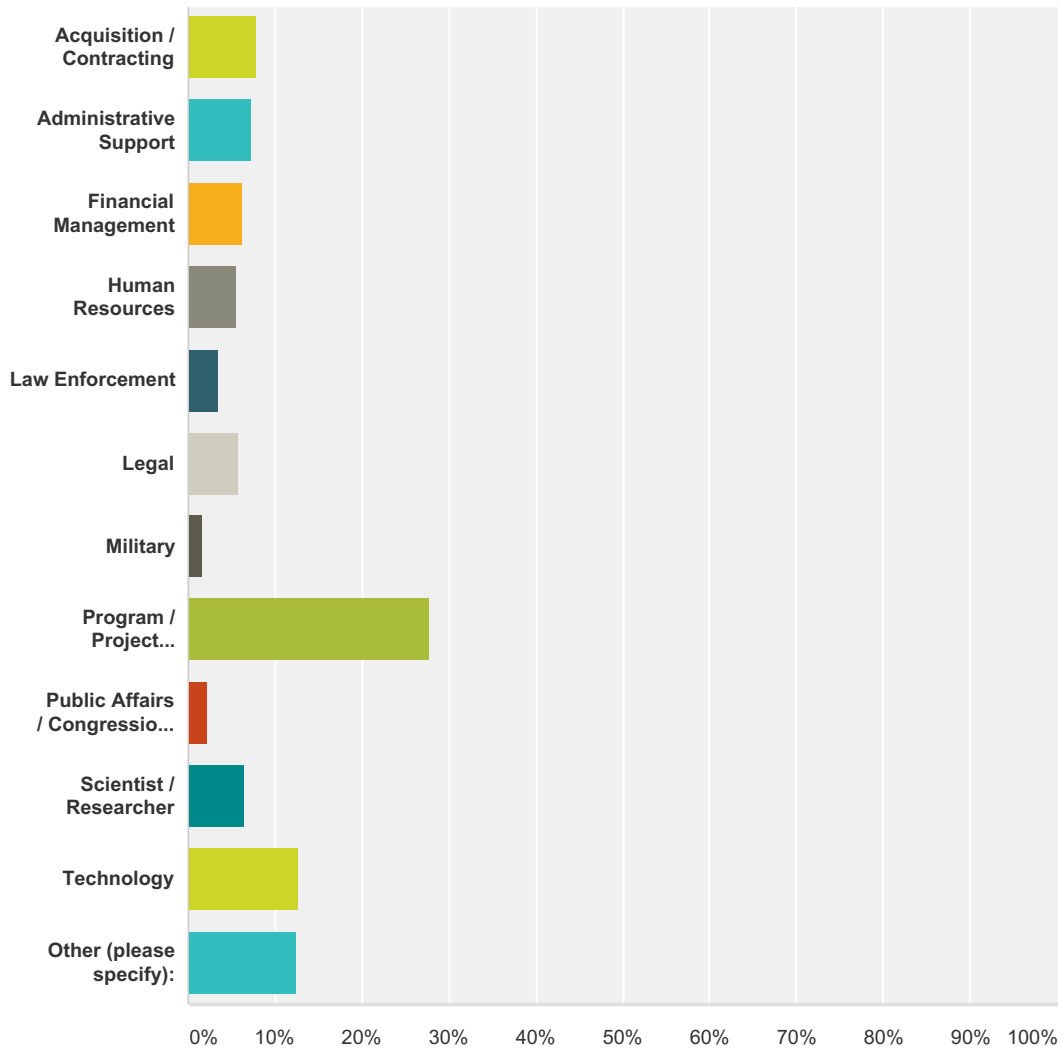
Answered: 659 Skipped: 190



Answer Choices	Responses	
GS-7 or below	5.01%	33
GS-8 to GS-10	3.95%	26
GS-11 to GS-12	21.55%	142
GS-13 to GS-15	67.98%	448
SES	1.52%	10
Political Appointee	0.00%	0
<b>Total</b>		<b>659</b>

### Q3 Which of the following options best describes your job function?

Answered: 666 Skipped: 183



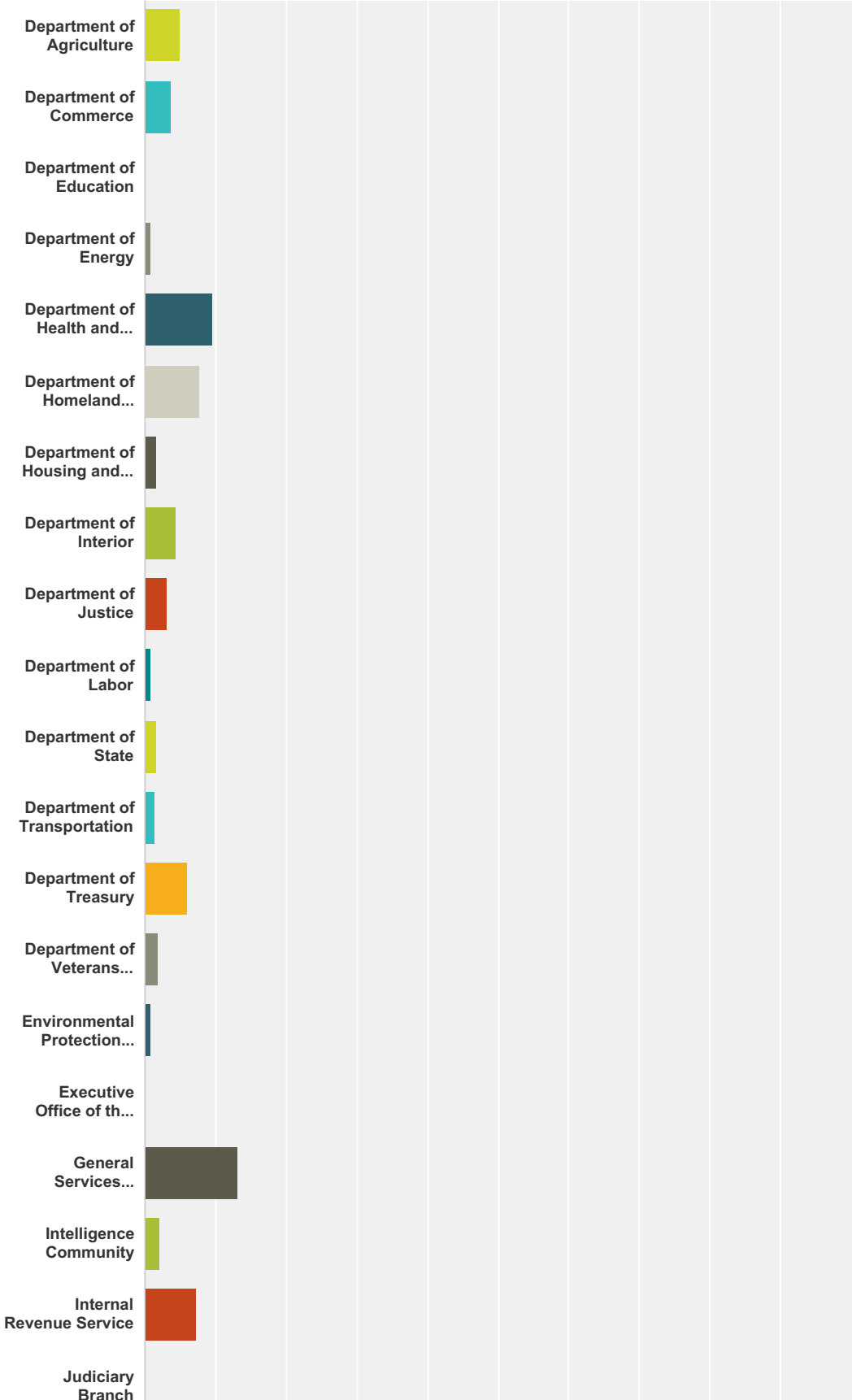
Answer Choices	Responses
Acquisition / Contracting	7.96% 53
Administrative Support	7.36% 49
Financial Management	6.31% 42
Human Resources	5.71% 38
Law Enforcement	3.45% 23
Legal	5.86% 39
Military	1.65% 11
Program / Project Management	27.78% 185

## Federal Office Space

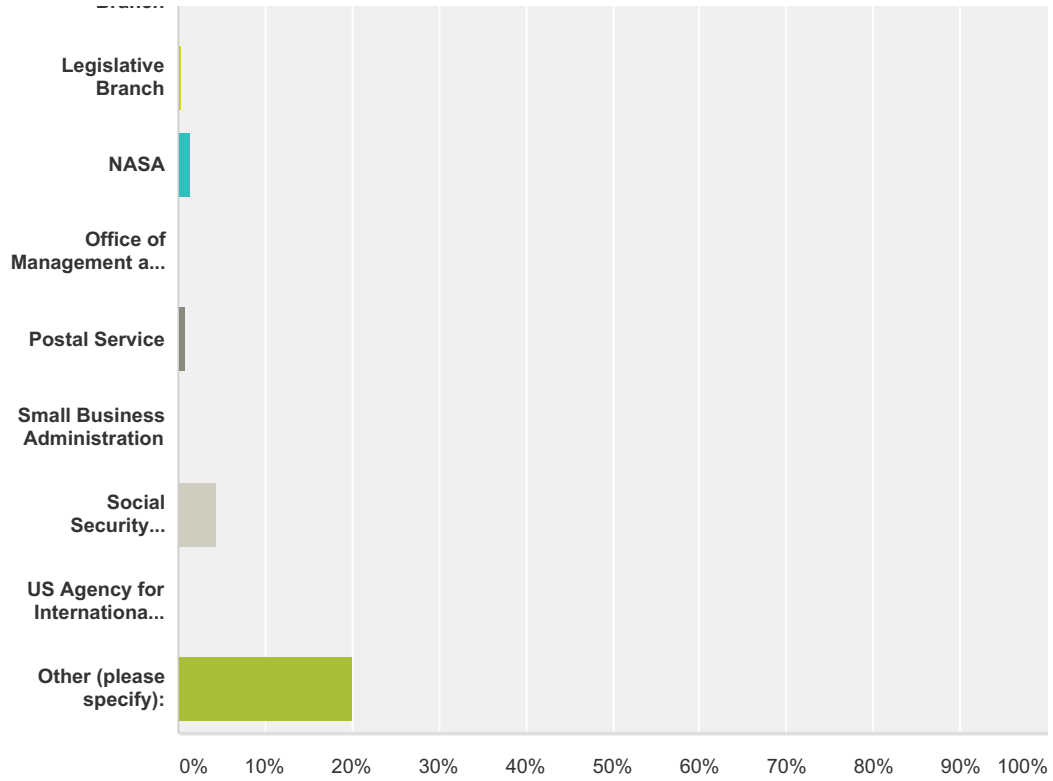
Public Affairs / Congressional Affairs	2.25%	15
Scientist / Researcher	6.46%	43
Technology	12.76%	85
Other (please specify):	12.46%	83
<b>Total</b>		<b>666</b>

### Q4 What agency do you work for?

Answered: 651 Skipped: 198



## Federal Office Space



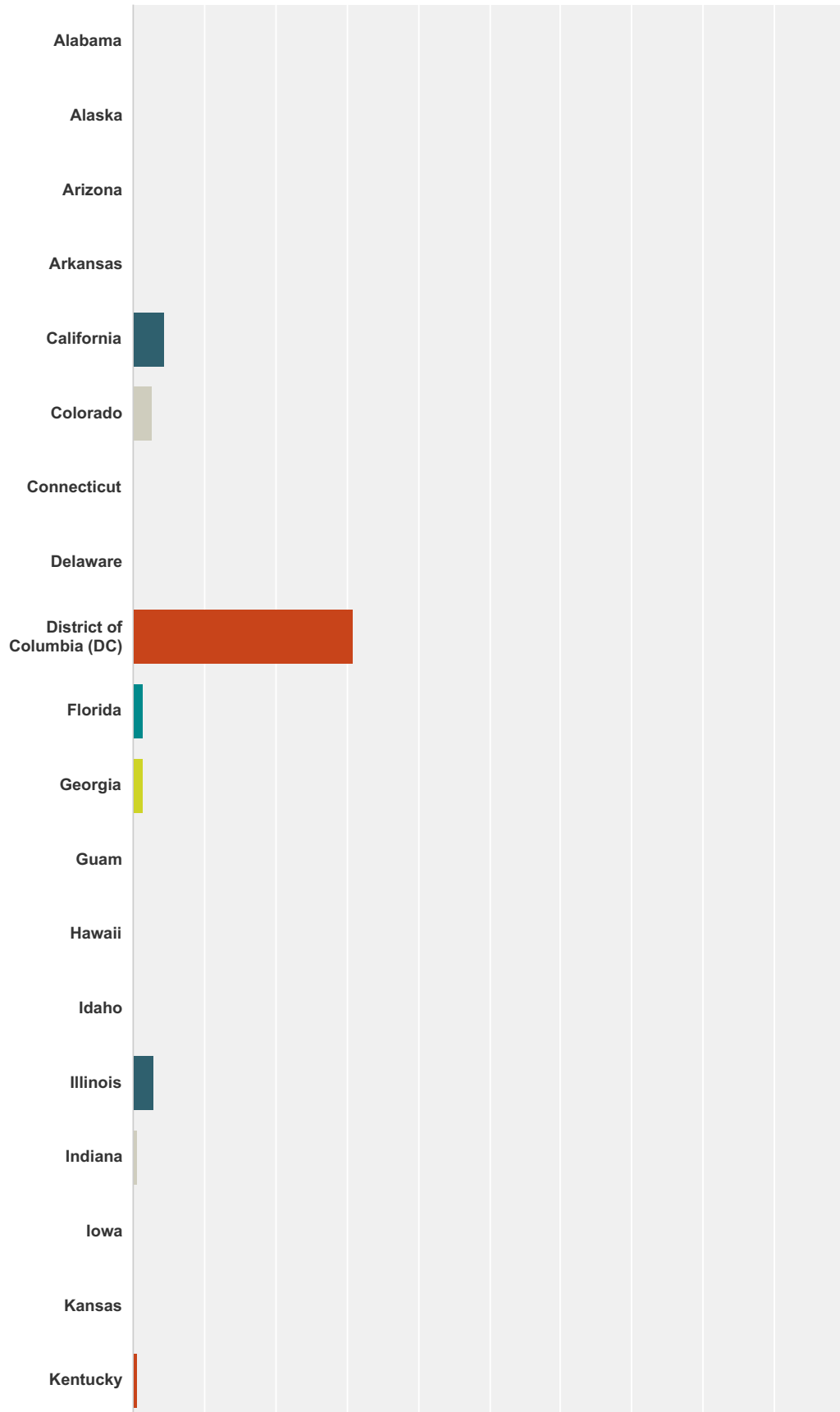
Answer Choices	Responses	Count
Department of Agriculture	5.07%	33
Department of Commerce	3.84%	25
Department of Education	0.31%	2
Department of Energy	0.77%	5
Department of Health and Human Services	9.52%	62
Department of Homeland Security	7.68%	50
Department of Housing and Urban Development	1.69%	11
Department of Interior	4.30%	28
Department of Justice	3.23%	21
Department of Labor	0.77%	5
Department of State	1.69%	11
Department of Transportation	1.54%	10
Department of Treasury	6.14%	40
Department of Veterans Affairs	1.84%	12
Environmental Protection Agency	0.77%	5
Executive Office of the President / Vice President	0.00%	0

## Federal Office Space

General Services Administration	13.21%	86
Intelligence Community	2.15%	14
Internal Revenue Service	7.37%	48
Judiciary Branch	0.31%	2
Legislative Branch	0.46%	3
NASA	1.38%	9
Office of Management and Budget	0.15%	1
Postal Service	0.92%	6
Small Business Administration	0.31%	2
Social Security Administration	4.30%	28
US Agency for International Development	0.15%	1
Other (please specify):	20.12%	131
<b>Total</b>		<b>651</b>

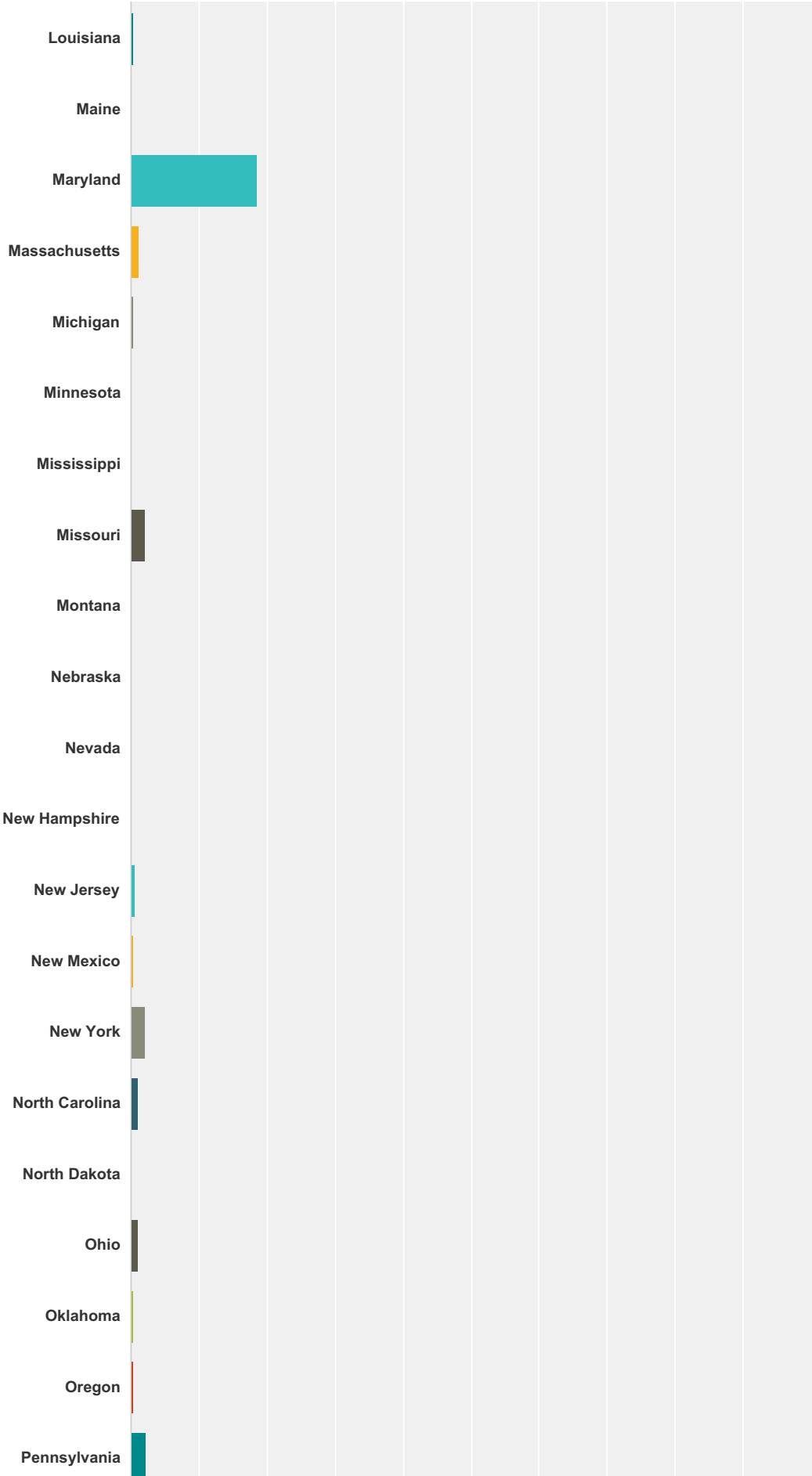
### Q5 In what U.S. state do you work?

Answered: 652 Skipped: 197

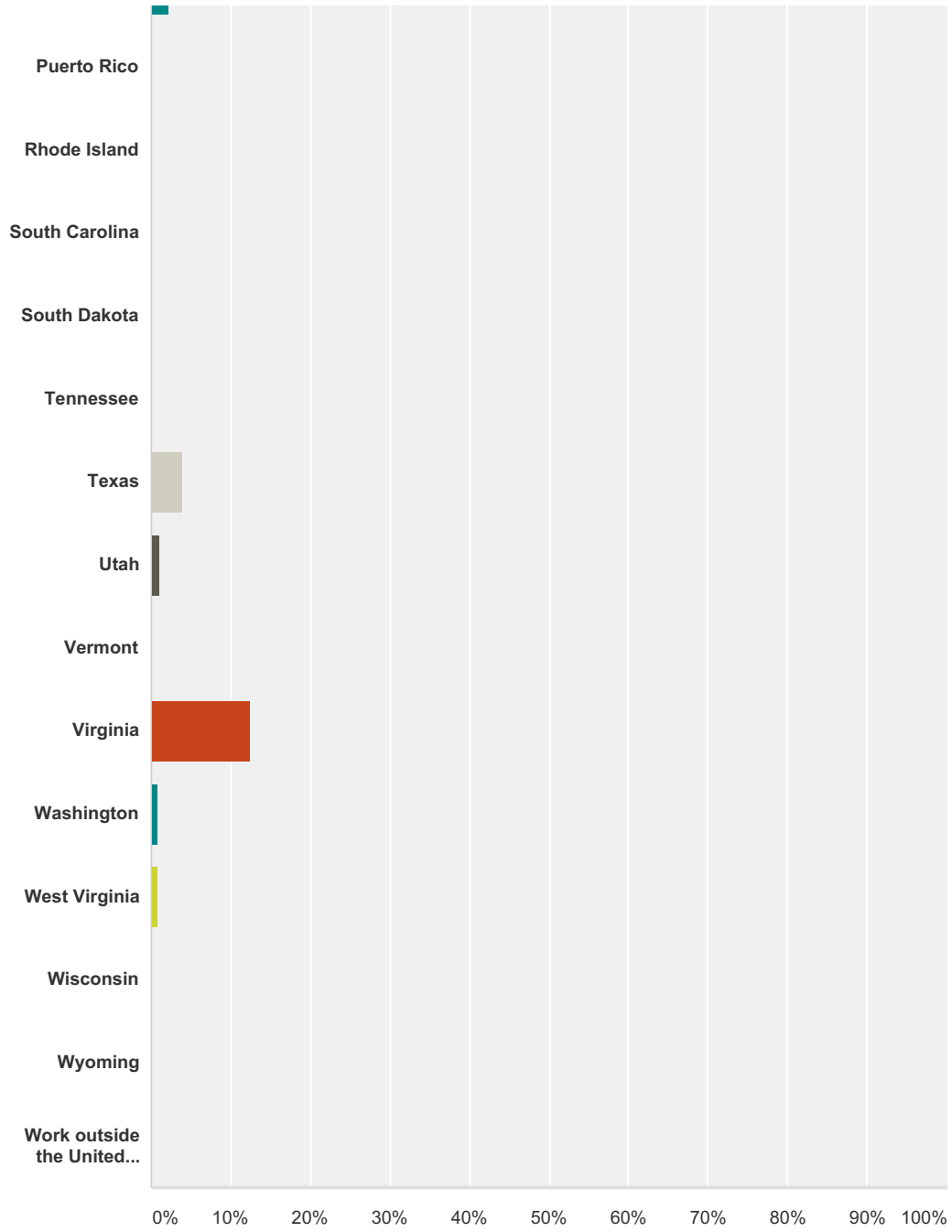




# Federal Office Space



# Federal Office Space



Answer Choices	Responses	Count
Alabama	0.31%	2
Alaska	0.31%	2
Arizona	0.31%	2
Arkansas	0.15%	1
California	4.45%	29
Colorado	2.76%	18
Connecticut	0.00%	0

## Federal Office Space

Delaware	0.15%	1
District of Columbia (DC)	30.83%	201
Florida	1.38%	9
Georgia	1.53%	10
Guam	0.00%	0
Hawaii	0.15%	1
Idaho	0.15%	1
Illinois	2.91%	19
Indiana	0.61%	4
Iowa	0.31%	2
Kansas	0.15%	1
Kentucky	0.61%	4
Louisiana	0.46%	3
Maine	0.00%	0
Maryland	18.56%	121
Massachusetts	1.23%	8
Michigan	0.46%	3
Minnesota	0.31%	2
Mississippi	0.15%	1
Missouri	2.15%	14
Montana	0.00%	0
Nebraska	0.00%	0
Nevada	0.31%	2
New Hampshire	0.31%	2
New Jersey	0.61%	4
New Mexico	0.46%	3
New York	2.15%	14
North Carolina	1.07%	7
North Dakota	0.00%	0
Ohio	1.07%	7
Oklahoma	0.46%	3
Oregon	0.46%	3

## Federal Office Space

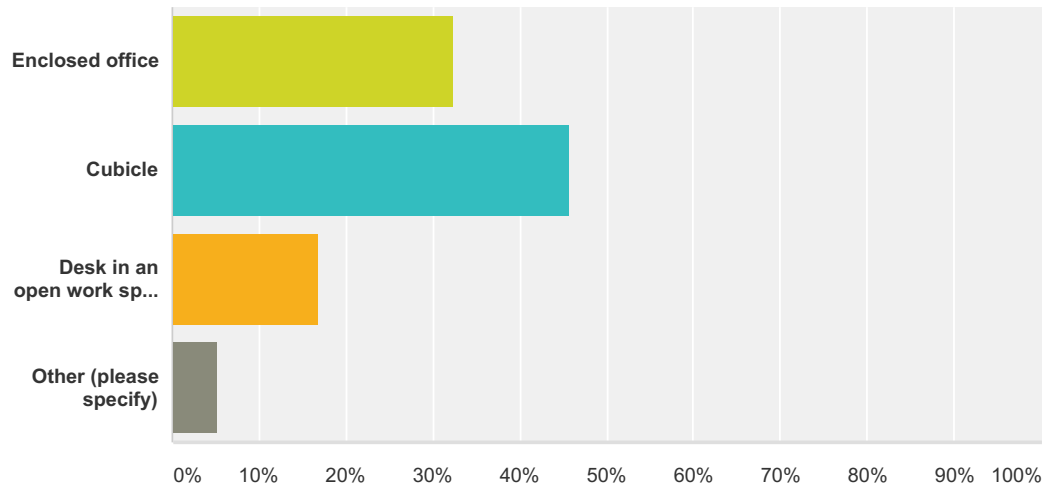
Pennsylvania	2.30%	15
Puerto Rico	0.15%	1
Rhode Island	0.00%	0
South Carolina	0.31%	2
South Dakota	0.00%	0
Tennessee	0.15%	1
Texas	3.99%	26
Utah	1.07%	7
Vermont	0.00%	0
Virginia	12.58%	82
Washington	0.92%	6
West Virginia	0.77%	5
Wisconsin	0.15%	1
Wyoming	0.15%	1
Work outside the United States.	0.15%	1
<b>Total</b>		<b>652</b>

**Q6 In what federal building do you work?**

Answered: 499 Skipped: 350

### Q7 Which of the following best describes your personal office space?

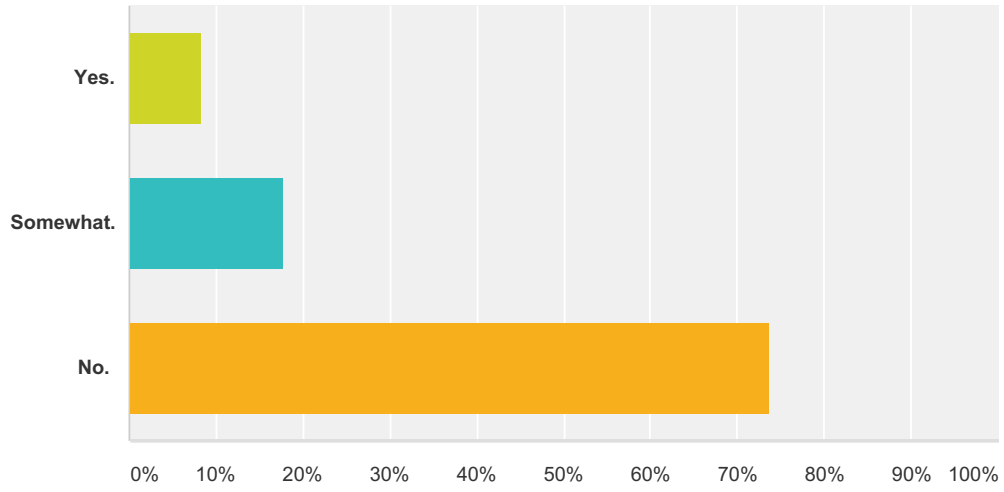
Answered: 664 Skipped: 185



Answer Choices	Responses
Enclosed office	32.38% 215
Cubicle	45.63% 303
Desk in an open work space (low partitions or no partitions between work spaces).	16.87% 112
Other (please specify)	5.12% 34
<b>Total</b>	<b>664</b>

### Q8 Do open work spaces appeal to you?

Answered: 663 Skipped: 186

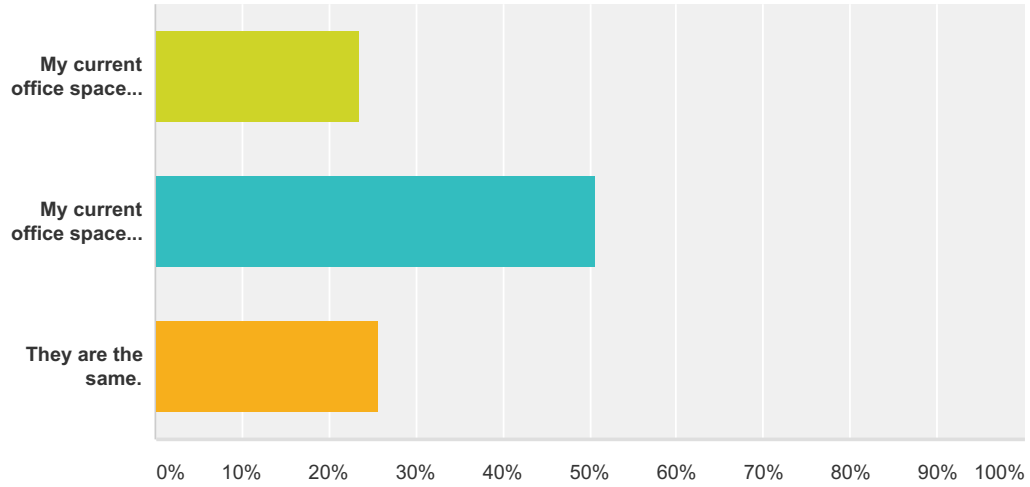


Answer Choices	Responses	
Yes.	8.45%	56
Somewhat.	17.80%	118
No.	73.76%	489
<b>Total</b>		<b>663</b>

# Federal Office Space

## Q9 How does your current office space compare to other offices (government or non-government) you've worked in the past?

Answered: 631 Skipped: 218

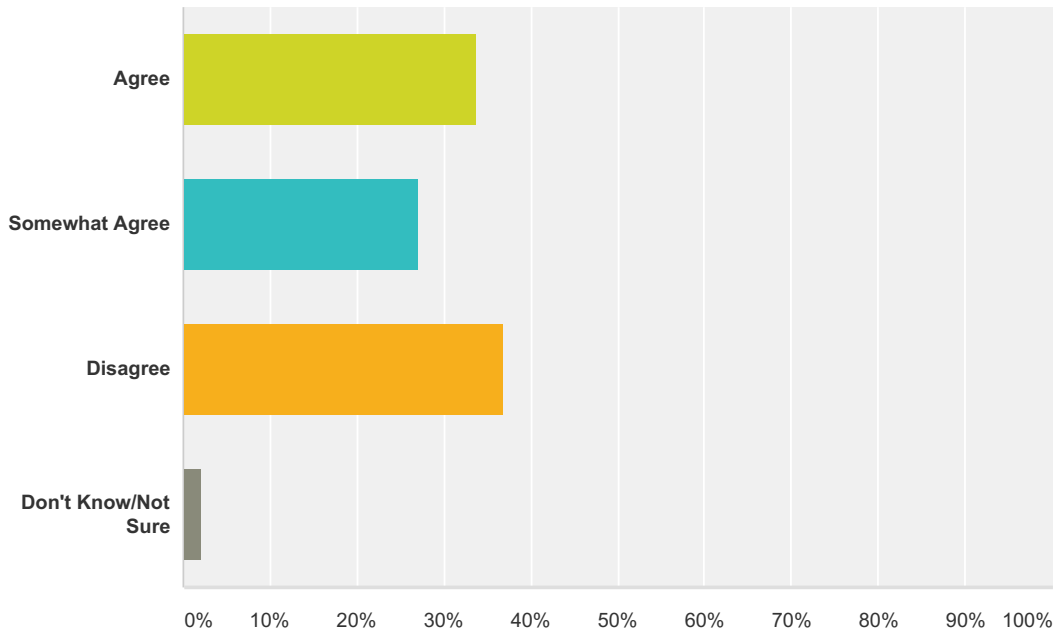


Answer Choices	Responses
My current office space is better.	23.61% 149
My current office space is worse.	50.71% 320
They are the same.	25.67% 162
<b>Total</b>	<b>631</b>



**Q10 My agency offers enough office space for meetings.**

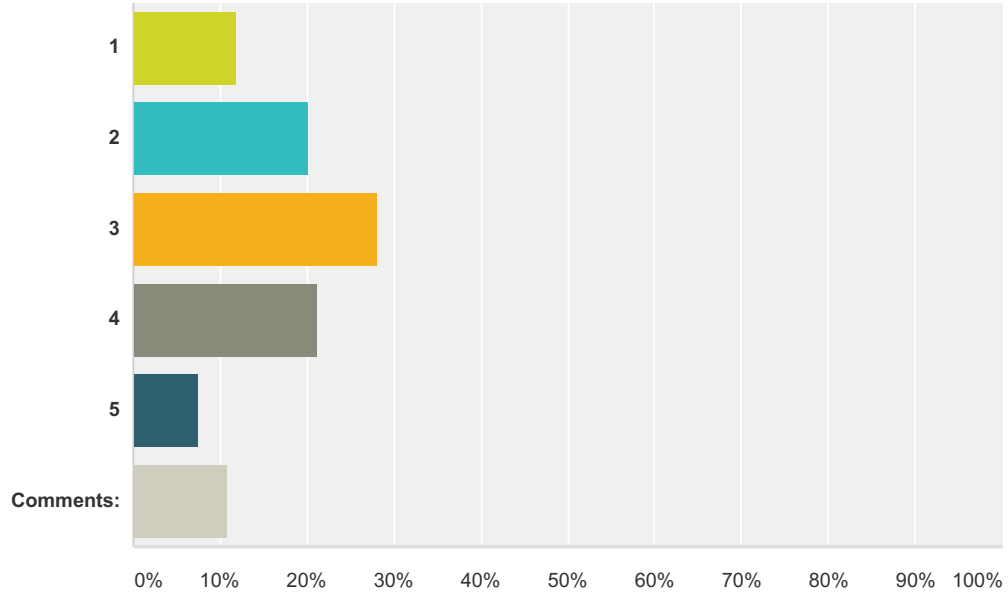
Answered: 655 Skipped: 194



Answer Choices	Responses	Count
Agree	33.89%	222
Somewhat Agree	27.18%	178
Disagree	36.95%	242
Don't Know/Not Sure	1.98%	13
<b>Total</b>		<b>655</b>

**Q11 On a scale from 1 to 5, with 5 being the most favorable, how would you rate your OVERALL office environment?**

Answered: 621 Skipped: 228

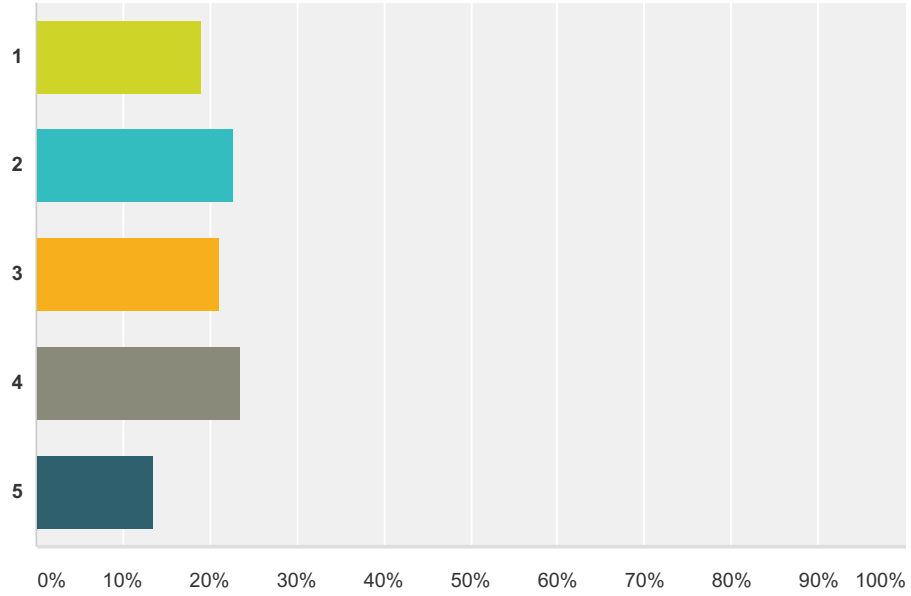


Answer Choices	Responses	
1	11.92%	74
2	20.29%	126
3	28.18%	175
4	21.26%	132
5	7.57%	47
Comments:	10.79%	67
<b>Total</b>		<b>621</b>

# Federal Office Space

## Q12 On a scale from 1 to 5, with 5 being the most favorable, how would you rate your PERSONAL office space?

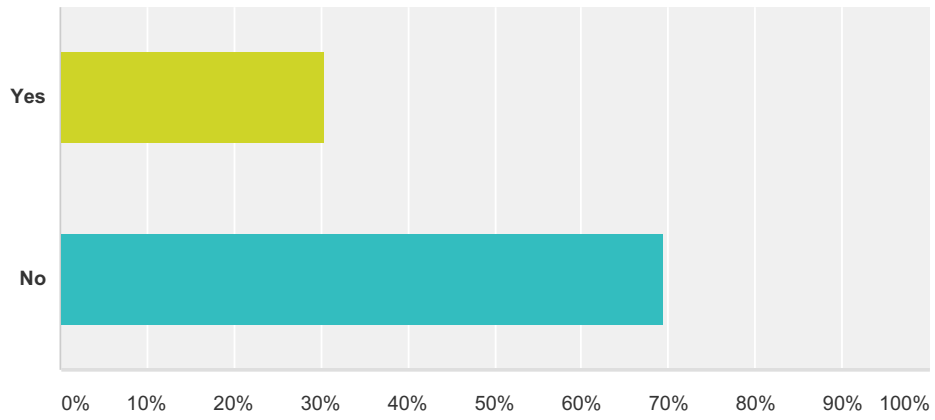
Answered: 635 Skipped: 214



Answer Choices	Responses	Count
1	18.90%	120
2	22.83%	145
3	21.10%	134
4	23.62%	150
5	13.54%	86
<b>Total</b>		<b>635</b>

### Q13 Does your office utilize hotelling (unassigned seating)?

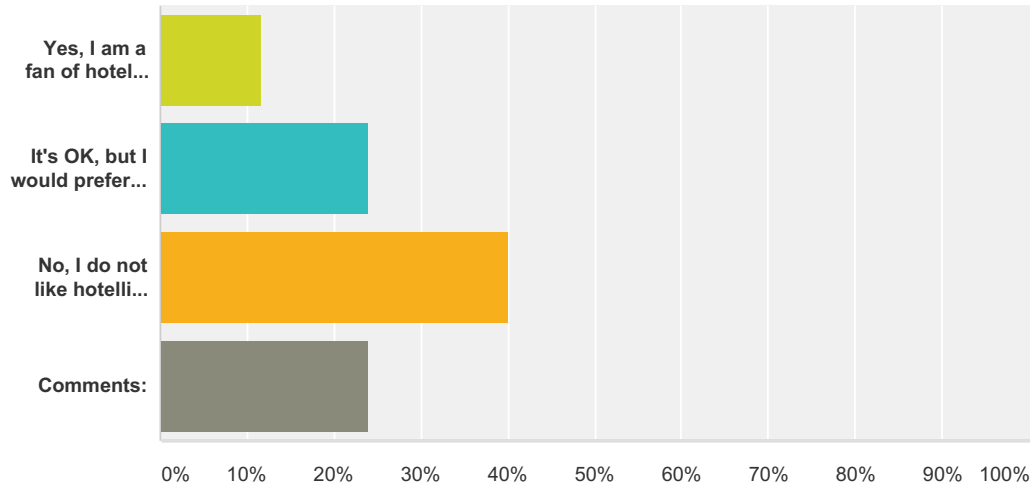
Answered: 639 Skipped: 210



Answer Choices	Responses
Yes	30.52% 195
No	69.48% 444
<b>Total</b>	<b>639</b>

### Q14 Do you like using hotelled space?

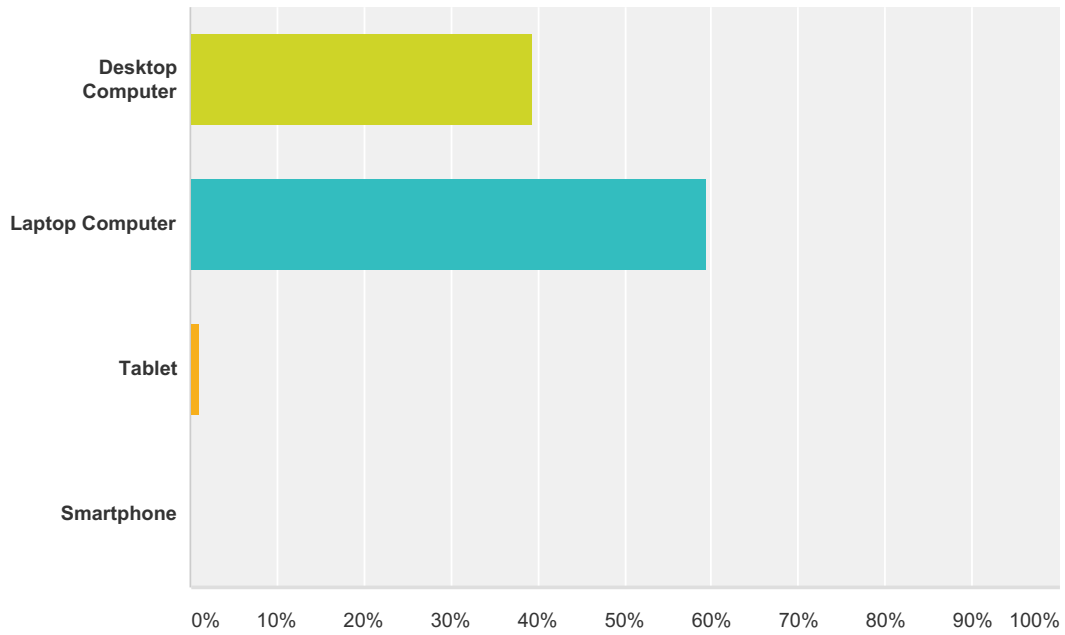
Answered: 187 Skipped: 662



Answer Choices	Responses
Yes, I am a fan of hotelled space.	11.76% 22
It's OK, but I would prefer my own space.	24.06% 45
No, I do not like hotelled space at all.	40.11% 75
Comments:	24.06% 45
<b>Total</b>	<b>187</b>

### Q15 What type of computer do you primarily use for work?

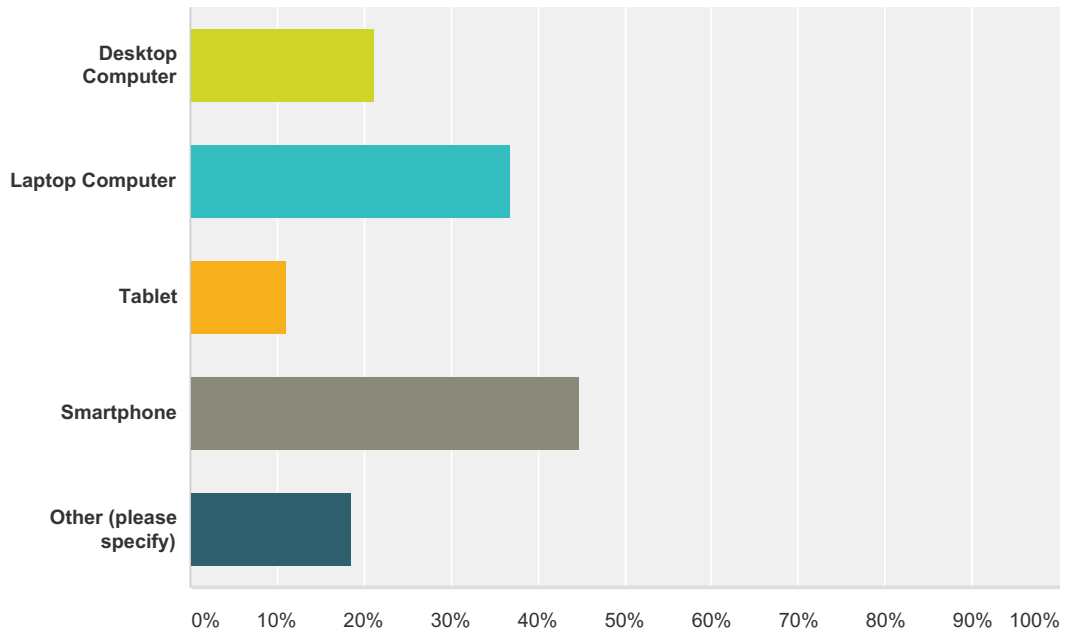
Answered: 617 Skipped: 232



Answer Choices	Responses	Count
Desktop Computer	39.55%	244
Laptop Computer	59.48%	367
Tablet	0.97%	6
Smartphone	0.00%	0
<b>Total</b>		<b>617</b>

### Q16 What other devices do you use regularly for work?

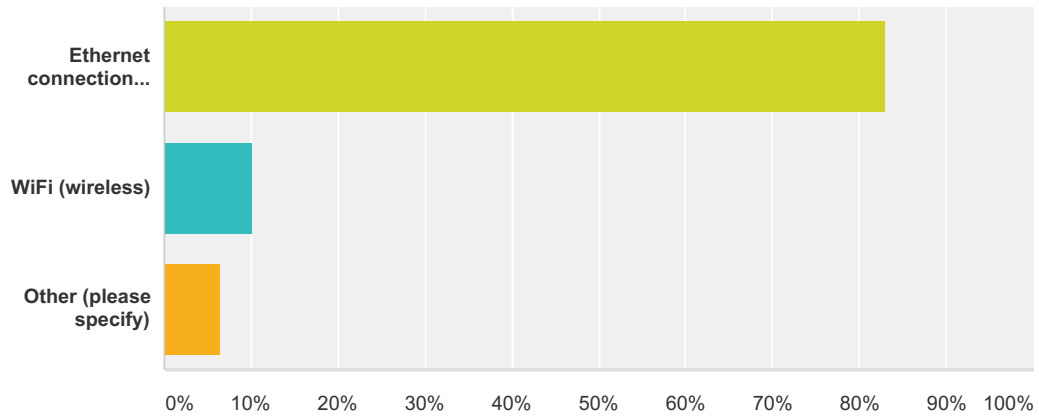
Answered: 476 Skipped: 373



Answer Choices	Responses	Count
Desktop Computer	21.22%	101
Laptop Computer	36.97%	176
Tablet	11.13%	53
Smartphone	44.96%	214
Other (please specify)	18.49%	88
<b>Total Respondents: 476</b>		

### Q17 How does your primary computer connect to your agency's network?

Answered: 624 Skipped: 225



Answer Choices	Responses
Ethernet connection (wired)	83.17% 519
WiFi (wireless)	10.26% 64
Other (please specify)	6.57% 41
<b>Total</b>	<b>624</b>